

उत्तराखंड राज्य
बैंकों की
वार्षिक ऋण योजना

Uttarakhand State
Bank's
Annual Credit Plan

2018 – 2019



संयोजक / Convenor

भारतीय स्टेट बैंक
राज्य स्तरीय बैंकर्स समिति
उत्तराखंड प्रशासनिक कार्यालय
1, न्यू कैंट रोड, देहरादून
दूरभाष : 0135-2742555, 2716065
फैक्स : 0135-2742200



STATE BANK OF INDIA
State Level Bankers Committee
Administrative Office
1, New Cantt. Road, Dehradun
Phone : 0135-2742555, 2716065
Fax : 0135-2742200

Website : www.slbcuttarakhand.com

UTTARAKHAND AT A GLANCE

State Profile

Area	: 53484 Sq. Km.
Districts	: 13
Tehsils	: 79
Development Blocks	: 95
Village Panchayats	: 7541
Number of Villages	: 16826
Towns	: 84
Population (2011 Census)	: 1,01,16,752
Males	: 51,54,178
Females	: 49,62,574
Sex Ratio (females/1000 males)	: 963
Density of Population (Persons/Square Km)	: 189
Urban Population %	: 30.55 % (29.91 lacs)
Rural Population %	: 69.45 % (70.26 lacs)
Literacy Rate in %	: 79.63
Male Literacy in %	: 88.33
Male Literacy in numbers	: 39,30,174
Female Literacy in %	: 70.70
Female Literacy in numbers	: 30,67,259
Net Sown Area	: 7.67 lacs hectares (13.5% against National average of 43.37%)
Net Irrigated Area	: 3.43 lacs hectares
(Share of plains in net irrigated area is 85.83% and that of hilly areas is 14.17%)	
Average size of land holding	: 0.95 ha against national average of 1.57 ha

Traditional Industries of the state:

Handicrafts
Handlooms
Wool based industry
Khadi and village industry
Waxed based industry

Sunrise Industries of the state:

Tourism and Adventure Sports
Agro based and food processing industry Floriculture/Horticulture/Medicinal and Aromatic Plants, Organic farming Biotechnology

There is also a potential to develop tea industry, forest based industry and information technology and recreation and entertainment industry.

Introduction

The total geographical area of Uttarakhand has been divided into four main Physiographic zones:

Zone	Crops Grown
Tropical - Zone A up to 1000 mtrs	Paddy, Wheat, Sugarcane, Maize, Mango, Litchi, Pulses & Oilseeds
Sub Tropical - Zone B up to 1000-1500 mtrs	Paddy, Wheat, Mandua & Pulses.
Cool Temperate - Zone C up to 1500-2400 mtrs	Kharif Crops, Horticulture, Floriculture, Medicinal & Aromatic Plants
Alpine - Zone D Above 2400 mtrs	Pastures, Alpine meadows Rare herbs

Banking Network and Business

The banking network and business in the state as on 31st March 2018 are as under:

(₹ in Crores)

Sr. No	Banks	Nos	No. of Branches	Rural Area Branches	Deposits	Advances	C:D Ratio
1	Public Sector	21	1508	677	91034	44052	48
2	Private Sector	13	229	56	11935	9362	78
3	RRBs	2	287	230	4554	2136	47
4	Coop Banks	1	281	164	8934	5228	59
5	RIDF					5963	
	Total	37	2305	1127	116457	66740	57

➤ Land Holding: Distribution of Land Holding:

Classification of Land holding	Holding		Area		Average size of land holding (in ha)
	Nos (in '000)	% to Total	Ha (in '000)	% to Total	
≤ 1 Ha	628	70.48	242	28.8	0.39
>1 Ha ≤ 2 Ha	159	17.85	221	26.2	1.38
>2 Ha ≤ 5 Ha	104	11.7	380	45	3.65
>5 Ha					
Total	891	100.0	843	100.0	0.95

Uttarakhand remains a low productivity agriculture dominated economy. The hilly areas of state is also crises crossed by fragmented small land holdings generating negligible or no surplus leading to constraints in the use of innovative methods. The development programme, therefore, need to focus on areas of rapid industrialization and improvement in agriculture yield prices and improvement in infrastructure.

Population density is very low in hilly areas vis-à-vis plain area of state, which leads to difficulty in implementing development programs. The state remains primarily an agricultural state with contribution of agriculture of GSDP at 22.4% and about 78% of population is dependent on it. As most of the agriculture in hilly region of Uttarakhand of subsistence type. Scope for diversification in future is constrained by forests that cover most of the fertile area.

AGRICULTURE:

Considering that agriculture would continue to be significant driver of Annual Credit Plan for the districts, the possibilities of rapid growth in emerging areas like Contract Farming, Processing of Agri Products, Off-season Vegetable growing, Commercial Farming of Medicinal & Aromatic Plant, High Density Fruit Orchard & Floriculture should also be encouraged.

As per the vision of Govt. of India for doubling of farmers' income upto 2022, Lead District Managers & Bank's branches should focus to achieve their Annual Credit Plan 2017-18 to maximize the sanctioning of advances for agriculture segment and SME sector. They should also focus on Micro Finance and SHGs opportunities for Farm Sector & Non Farm Sector activities in rural areas. Rural entrepreneurs should be given adequate opportunities to take up allied activities, food processing and other small business activities to generate rural employment and livelihood.

State Agriculture Policy - Emphasis on Special Agriculture Zones

The State Govt. under its new Agriculture policy has focused on Special Agriculture Zones (SAZs). Under the SAZs, the government proposes to have agro-based units like fisheries, tea gardens, dairy farming and various other agriculture and horticulture activities. For the SAZ, the government has also proposed special incentives like special grants, availability of 24 hour power supply and free soil tests, setting up of special collection and processing centers for the benefit of farmers. The special feature of the SAZ would be voluntary land, consolidation since most of the land holdings in the state are fragmented.

DISTRICTWISE POTENTIAL ACTIVITIES IDENTIFIED


DISTRICT	POTENTIAL ACTIVITIES
Almora	Fruit Processing, Medical and Herbal Plants, Tourism & Transport
Bageshwar	Weaving & Knitting, Automobile repair, Tourism and Transport
Champawat	Fruit Processing, Medicinal & Herbal Plants, Tea processing, Woolen Garments, Tourism and Transport
Chamoli	Horticulture, Handloom, Fruit Processing, Tourism and Transport
Dehradun	Wooden Furniture, Electrical Goods, Fruits & Vegetables processing, Tourism and Transport
Haridwar	Artificial Jewellery, Agro Processing, Cane and Bamboo, Textile, Tourism and Transport
Nainital	Gems Stone Cutting and Polishing, forest based industry, stone crushing, agro/fruit processing, Textile, Tourism & Transport
Pauri	Weaving, Stone Works handicrafts, fruit processing and Transport
Pithoragarh	Medicinal plants and Herbiculture, tea processing, woolen garments, copper works and Transport
Rudraprayag	Wooden Crafts, Fabrication of improved agriculture implements, basket making, Tourism and Transport
Tehri	Sericulture, Stone works, wooden crafts, electrical goods, handloom and Transport
U.S. Nagar	Industries like Heavy Automobiles , Electronic goods, handloom, stone works, agro/fruit processing and Transport
Uttarakashi	Agro/Fruit Processing, Medicinal and herbal plants, Stone/Leather works, Tourism and Transport

Initiatives by the State Government


Computerisation of Land Record	Land record of all the 13 districts placed on website gov.ua.nic.in/devbhoomi
Online creation of charge on Land records by financing bank.	NIC has developed software for State Govt. and Banks to create charge on Agricultural land against bank's loan. Banks have been provided User Id & Password. Currently it is uploaded at 14 Tehsils out of 79 in real time basis. Very soon it will be functional at all Tehsils in the Uttarakhand State.

District Credit Plan 2018-19

DISTRICT CREDIT PLAN 2018-19


Name of District- DEHRADUN	Lead Bank- PNB	
	No. of Villages- 718	
	Banking Network of the District	Branches
	1. Commercial Banks	422
	2. Regional Rural Banks	44
	3. Co-operative Banks	33
4. Private Banks	63	
5. Total	562	

DISTRICT CREDIT PLAN 2018-19


Name of District- UTTARKASHI	Lead Bank- SBI	
	No. of Villages- 674	
	Banking Network of the District	Branches
	1. Commercial Banks	38
	2. Regional Rural Banks	7
	3. Co-operative Banks	16
4. Private Banks	2	
5. Total	63	

District Credit Plan 2018-19

DISTRICT CREDIT PLAN 2018-19


Name of District- HARDWAR	Lead Bank- PNB	
 <p style="color: red; font-weight: bold; margin-top: 10px;">Hardwar</p>	No. of Villages- 635	
	Banking Network of the District	Branches
	1. Commercial Banks	206
	2. Regional Rural Banks	16
	3. Co-operative Banks	21
4. Private Banks	32	
5. Total	275	

DISTRICT CREDIT PLAN 2018-19


Name of District- TEHRI	Lead Bank- SBI	
 <p style="color: red; font-weight: bold; margin-top: 10px;">Tehri</p>	No. of Villages- 1825	
	Banking Network of the District	Branches
	1. Commercial Banks	79
	2. Regional Rural Banks	20
	3. Co-operative Banks	32
4. Private Banks	3	
5. Total	134	

District Credit Plan 2018-19

DISTRICT CREDIT PLAN 2018-19


Name of District- PAURI	Lead Bank- SBI	
 <p style="color: red; font-weight: bold;">Pauri</p>	No. of Villages- 3137	
	Banking Network of the District	Branches
	1. Commercial Banks	120
	2. Regional Rural Banks	41
	3. Co-operative Banks	24
4. Private Banks	11	
5. Total	196	

DISTRICT CREDIT PLAN 2018-19


Name of District- CHAMOLI	Lead Bank- SBI	
 <p style="color: red; font-weight: bold;">Chamoli</p>	No. of Villages- 1214	
	Banking Network of the District	Branches
	1. Commercial Banks	58
	2. Regional Rural Banks	13
	3. Co-operative Banks	21
4. Private Banks	2	
5. Total	94	

District Credit Plan 2018-19

DISTRICT CREDIT PLAN 2018-19


Name of District- RUDRAPRAYAG	Lead Bank- SBI	
	No. of Villages- 530	
	Banking Network of the District	
	Branches	
	1. Commercial Banks	35
	2. Regional Rural Banks	8
3. Co-operative Banks	10	
4. Private Banks	1	
5. Total	54	

DISTRICT CREDIT PLAN 2018-19


Name of District- ALMORA	Lead Bank- SBI	
	No. of Villages- 2296	
	Banking Network of the District	
	Branches	
	1. Commercial Banks	89
	2. Regional Rural Banks	29
3. Co-operative Banks	21	
4. Private Banks	8	
5. Total	147	

District Credit Plan 2018-19

DISTRICT CREDIT PLAN 2018-19


Name of District- BAGESHWAR	Lead Bank- SBI	
	No. of Villages- 856	
	Banking Network of the District	Branches
	1. Commercial Banks	29
	2. Regional Rural Banks	14
	3. Co-operative Banks	5
4. Private Banks	3	
5. Total	51	

DISTRICT CREDIT PLAN 2018-19


Name of District- PITHORAGARH	Lead Bank- SBI	
	No. of Villages- 1579	
	Banking Network of the District	Branches
	1. Commercial Banks	52
	2. Regional Rural Banks	30
	3. Co-operative Banks	18
4. Private Banks	4	
5. Total	104	

District Credit Plan 2018-19

DISTRICT CREDIT PLAN 2018-19


Name of District- CHAMPAWAT	Lead Bank- SBI	
	No. of Villages- 638	
	Banking Network of the District	Branches
	1. Commercial Banks	33
	2. Regional Rural Banks	8
	3. Co-operative Banks	8
4. Private Banks	8	
5. Total	57	

DISTRICT CREDIT PLAN 2018-19


Name of District- NAINITAL	Lead Bank- BOB	
	No. of Villages- 1075	
	Banking Network of the District	Branches
	1. Commercial Banks	141
	2. Regional Rural Banks	37
	3. Co-operative Banks	39
4. Private Banks	35	
5. Total	252	

District Credit Plan 2018-19

DISTRICT CREDIT PLAN 2018-19

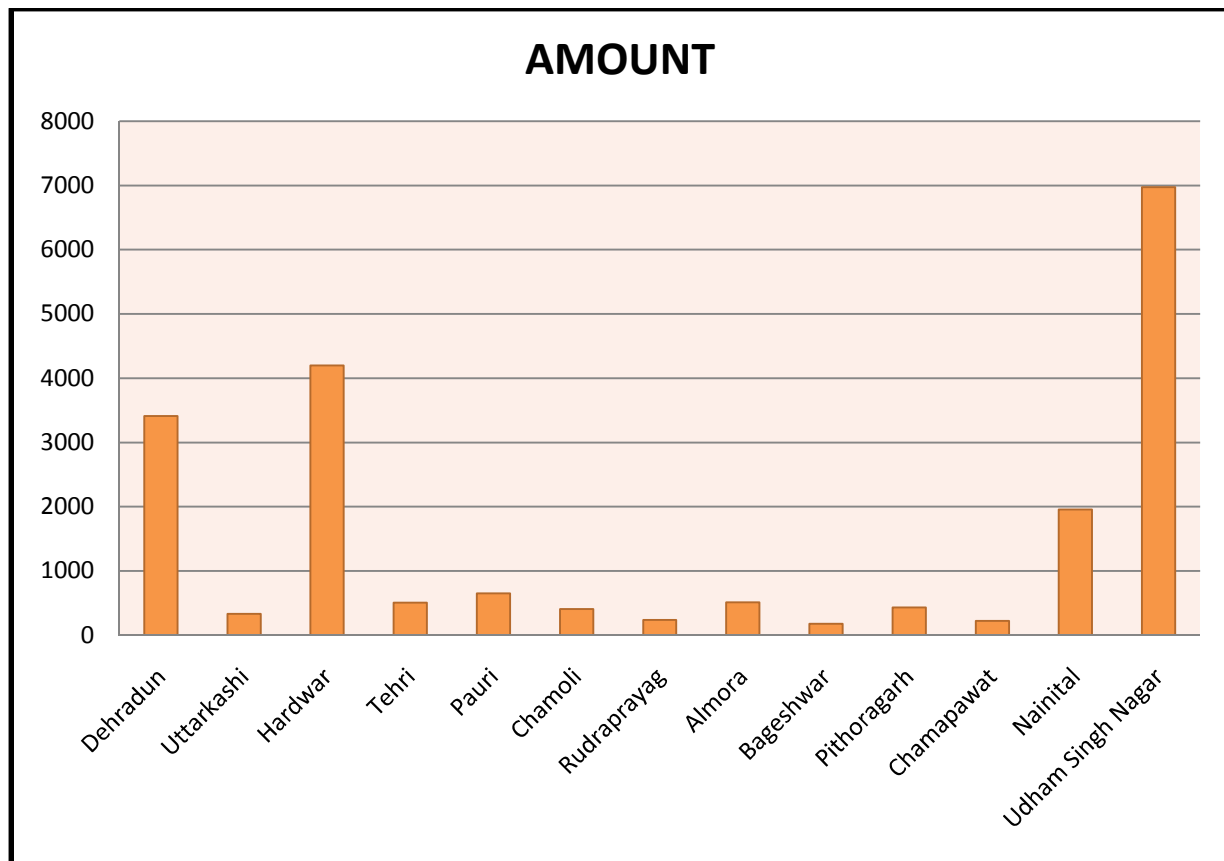
Name of District- U S NAGAR	Lead Bank- BOB	
	No. of Villages- 655	
	Banking Network of the District	Branches
	1. Commercial Banks	206
	2. Regional Rural Banks	20
	3. Co-operative Banks	33
4. Private Banks	66	
5. Total	325	

ANNUAL CREDIT PLAN 2018-19

Name of State - Uttarakhand	Lead Bank- SBI/PNB/BOB	
	No. of Villages- 15832	
	Banking Network of the Districts	Branches
	1. Commercial Banks	1508
	2. Regional Rural Banks	287
	3. Co-operative Banks	281
	4. Private Banks	238
5. Total	2314	

DISTRICTWISE BREAKUP OF ACP 2018-19

(₹ In Crores)



NAME OF THE DISTRICT	AMOUNT	ACP %
Dehradun	3410.81	17.03
Uttarkashi	331.47	1.66
Hardwar	4200.00	20.97
Tehri	507.28	2.53
Pauri	650.10	3.25
Chamoli	406.53	2.03
Rudraprayag	240.00	1.20
GARHWAL MANDAL	9746.19	48.67
Almora	511.15	2.55
Bageshwar	180.94	0.90
Pithoragarh	431.03	2.15
Chamapawat	225.01	1.12
Nainital	1957.07	9.77
Udham Singh Nagar	6974.15	34.83
KUMAON MANDAL	10279.35	51.33
UTTARAKHAND	20025.55	100.00

ANNUAL CREDIT PLAN

With the overarching objective of inclusive growth, NABARD prepares Potential Linked Credit Plan (PLPs) for all districts of the State, the Banks and State Govt. work together through the District Credit Committee and mutually draw Annual Credit Plan for all the districts on the basis of Block wise potential mapped out in the PLPs.

Comparison of Potential Linked Credit Plan & Annual Credit Plan in the Last Three years;

(₹ in Crores)

SECTOR	PLP 16-17	ACP 16-17	PLP 17-18	ACP 17-18	PLP 18-19	ACP 18-19
FARM	8718.75	8563.05	9795.26	9584.27	10478.75	10680.52
NON – FARM	4576.42	4450.74	5890.42	5103.18	6471.63	6102.48
OTHER PRIORITY	3230.65	3371.03	2977.86	3781.35	3356.29	3242.55
SUB-TOTAL	16525.82	16384.82	18663.53	18468.80	20306.67	20025.55
NON PRIORITY		1895.86		2232.13		4702.33
TOTAL	16525.82	18280.68	18663.53	20700.93	20306.67	24727.88

Under the financial inclusion, the Banks have taken initiative to promote;

- Opening of bank branches in unbanked areas.
- Enlarging network of banking through Business Correspondent.
- Financial Literacy and Credit Counseling Centres.
- R-SETI (Rural Self Employment and Training Institute).
- Promotion of digital transactions.

TARGET ACHIEVED BY BANKS UNDER ANNUAL CREDIT PLANS IN THE LAST THREE YEARS

(₹ in Crores)

YEAR	TARGET	ACHIEVEMENT	PERCENTAGE
2015-16	14524.12	12973.51	89%
2016-17	16525.82	12841.49	78%
2017-18	18468.80	16581.90	90%

SECTOR WISE PLP PROJECTIONS 2018-19

Name of the State : Uttarakhand

(₹ in crores)

Sr. No.	Sector	PLP Projections
1	Crop Loan	6843.20
2	Water Resources	69.58
3	Land Development	36.68
4	Farm Mechanization	493.36
5	Plantation and Horticulture	262.03
6	Forestry and Waste Land Development	19.80
7	AH-Dairy Development	755.42
8	AH-Poultry Development	135.87
9	AH- Sheep/Goat/Piggery Development	119.61
10	Fisheries Development	22.02
11	Storage Godowns/Market Yards	137.52
12	Food and Agro Processing	926.43
13	Others (Agriculture)	657.23
14	Term Loan for Agriculture (2 to 13)	3635.55
15	Total Agriculture Credit (Crop Loan and Term Loan) (1+14)	10478.75
16	Non Farm Sector - Investment Credit	3241.15
17	Non Farm Sector - Working Credit	3230.48
18	NFS-Total (16 to 17)	6471.63
19	Export Loan	28.54
20	Education Loan	557.42
21	Housing Loan	2112.80
22	Renewable Sources of Energy	30.28
23	Social Infrastructure involving Bank Credit	367.46
23	Others (OPS)	259.79
24	Other Priority Sector (19 to 23)	3356.29
25	Grand Total (15+18+24)	20306.67

ANNUAL CREDIT PLAN 2018-19

(Rs. In lacs)

S.No.	Name of the District	Branches	FARM SECTOR			NON- FARM SECTOR	OTHER PRIORITY SECTOR	TOTAL
			CROP	TERM	TOTAL			
			TARGETS			TARGETS	TARGETS	TARGETS
1	Dehradun	562	30330	44440	74770	197010	69301	341081
2	Uttarkashi	63	13110	3637	16747	10945	5455	33147
3	Hardwar	275	220000	35800	255800	114000	50200	420000
4	Tehri	134	17260	9140	26400	7600	16728	50728
5	Pauri	196	12020	19264	31284	3395	30331	65010
6	Chamoli	94	9756	11213	20969	2925	16758	40653
7	Rudraprayag	54	8200	3700	11900	1150	10950	24000
A	Total (GARHWAL)	1378	310676	127195	437870	337025	199724	974619
8	Almora	147	15444	10007	25451	13145	12520	51115
9	Bageshwar	51	4526	3312	7838	2703	7553	18094
10	Pithoragarh	104	19192	4408	23600	7727	11776	43103
11	Chamapawat	57	6607	3000	9607	7119	5775	22501
12	Nainital	252	48309	29691	78000	83342	34365	195707
13	Udham Singh Nagar	325	298952	186733	485685	159187	52542	697415
B	Total (KUMAON)	936	393030	237151	630181	273223	124531	1027935
	Total (A+B)	2314	703706	364346	1068052	610248	324255	2002555

ANNUAL CREDIT PLAN 2018-19

Total Priority Sector

(Rs. In lacs)

S.No.	Name of the District	Target 15-16	Target 16-17	Target 17-18	Target 18-19
1	Dehradun	227305	271064	302688	341081
2	Uttarkashi	20500	24499	28576	33147
3	Hardwar	254520	316162	383783	420000
4	Tehri	34788	44409	47420	50728
5	Pauri	49942	54661	60130	65010
6	Chamoli	28483	31641	35391	40653
7	Rudraprayag	17853	19030	21000	24000
A	Total (GARHWAL)	633391	761466	878989	974619
8	Almora	35749	38977	39607	51115
9	Bageshwar	13158	14504	16369	18094
10	Pithoragarh	29095	31212	40098	43103
11	Chamapawat	14142	15972	20702	22501
12	Nainital	149356	159401	175491	195707
13	Udham Singh Nagar	577522	616951	675625	697415
B	Total (KUMAON)	819022	877017	967892	1027935
	Total (A+B)	1452413	1638483	1846880	2002555

ANNUAL CREDIT PLAN 2018-19

FARM SECTOR

(Rs. In lacs)

S.No.	Name of the District	Target 15-16	Target 16-17	Target 17-18	Target 18-19
1	Dehradun	46708	63894	66868	74770
2	Uttarkashi	9834	12245	14413	16747
3	Hardwar	135934	171117	214174	255800
4	Tehri	13915	21255	22770	26400
5	Pauri	11290	12023	13293	31284
6	Chamoli	7728	10569	11837	20969
7	Rudraprayag	4947	5960	6820	11900
A	Total (GARHWAL)	230356	297063	350176	437870
8	Almora	12688	18555	17871	25451
9	Bageshwar	5218	5973	6959	7838
10	Pithoragarh	12060	13430	22230	23600
11	Chamapawat	5067	6294	9202	9607
12	Nainital	51866	62506	71483	78000
13	Udham Singh Nagar	380600	452484	497045	485685
B	Total (KUMAON)	467499	559242	624789	630181
	Total (A+B)	697855	856305	974965	1068052

ANNUAL CREDIT PLAN 2018-19

NON FARM SECTOR

(Rs. In lacs)

S.No.	Name of the District	Target 15-16	Target 16-17	Target 17-18	Target 18-19
1	Dehradun	78657	161776	174568	197010
2	Uttarkashi	414	8135	9262	10945
3	Hardwar	45998	54670	66364	114000
4	Tehri	1044	1104	10185	7600
5	Pauri	5649	6016	6617	3395
6	Chamoli	1882	4499	5032	2925
7	Rudraprayag	591	530	840	1150
A	Total (GARHWAL)	134235	236730	272867	337025
8	Almora	2489	2617	2610	13145
9	Bageshwar	1609	2317	2585	2703
10	Pithoragarh	1986	2125	5930	7727
11	Chamapawat	1065	4285	4369	7119
12	Nainital	37195	74491	77020	83342
13	Udham Singh Nagar	125772	122509	128400	159187
B	Total (KUMAON)	170116	208344	220914	273223
	Total (A+B)	304351	445074	493781	610248

ANNUAL CREDIT PLAN 2018-19

OTHER PRIORITY SECTOR

(Rs. In lacs)

S.No.	Name of the District	Target 15-16	Target 16-17	Target 17-18	Target 18-19
1	Dehradun	101940	45394	61252	69301
2	Uttarkashi	10252	4119	4901	5455
3	Hardwar	72588	90375	103245	50200
4	Tehri	19829	22050	14466	16728
5	Pauri	33003	36622	40220	30331
6	Chamoli	18872	16573	18522	16758
7	Rudraprayag	12316	12540	13340	10950
A	Total (GARHWAL)	268800	227673	255945	199724
8	Almora	20572	17805	19126	12520
9	Bageshwar	6330	6214	6825	7553
10	Pithoragarh	15049	15657	11938	11776
11	Chamapawat	8010	5393	7131	5775
12	Nainital	60295	22405	26989	34365
13	Udham Singh Nagar	71150	41958	50181	52542
B	Total (KUMAON)	181406	109432	122189	124531
	Total (A+B)	450206	337105	378134	324255

DISTRICT CREDIT PLAN 2018-19

DEHRADUN

(Rs. In lacs)

S.No.	Name of the Bank	No. of Brs.	FARM SECTOR			NON- FARM SECTOR	OTHER PRIORITY	TOTAL	NON PRIORITY SECTOR	TOTAL
			CROP	TERM	TOTAL					
			TARGETS							
1	State Bank of India	90	4600.35	10532.33	15132.68	45966.60	10228.65	71327.93	2300.00	73627.93
2	Punjab National Bank	77	4589.90	9928.39	14518.29	45825.10	8311.95	68655.34	2200.00	70855.34
3	Bank of Baroda	22	1332.72	2161.45	3494.17	35323.10	3386.39	42203.66	2000.00	44203.66
A	Total Lead Banks	189	10522.97	22622.17	33145.14	127114.80	21926.99	182186.93	6500.00	188686.93
4	Oriental Bank of Comm.	33	1640.00	2469.98	4109.98	9800.00	5777.46	19687.44	1500.00	21187.44
5	Union Bank of India	23	1319.44	1892.75	3212.19	9617.16	7551.55	20380.90	1100.00	21480.90
6	Canara Bank	23	750.00	1003.69	1753.69	7800.00	2527.88	12081.57	1500.00	13581.57
7	Central Bank of India	16	500.42	740.49	1240.91	6492.50	1933.44	9666.85	1100.00	10766.85
8	Punjab & Sind Bank	20	699.70	1101.96	1801.66	6300.00	4038.90	12140.56	800.00	12940.56
9	Allahabad Bank	12	405.13	862.19	1267.32	2000.00	1203.53	4470.85	700.00	5170.85
10	UCO Bank	21	5866.82	768.62	6635.44	1500.00	1020.13	9155.57	600.00	9755.57
11	Indian Overseas Bank	12	612.13	806.57	1418.70	4300.00	3269.65	8988.35	700.00	9688.35
12	Bank of India	9	229.32	371.75	601.07	1500.00	950.37	3051.44	1200.00	4251.44
13	Syndicate Bank	17	170.00	130.72	300.72	1570.37	1255.44	3126.53	500.00	3626.53
14	Vijaya Bank	6	12.00	79.63	91.63	750.00	248.20	1089.83	400.00	1489.83
15	Corporation Bank	13	180.00	166.66	346.66	658.17	832.16	1836.99	500.00	2336.99
16	Andhra bank	5	50.00	84.68	134.68	950.00	639.27	1723.95	700.00	2423.95
17	Indian Bank	4	68.20	90.17	158.37	560.00	645.61	1363.98	500.00	1863.98
18	United Bank of India	3	20.00	78.22	98.22	2500.00	474.95	3073.17	750.00	3823.17
19	Bank of Maharashtra	1	27.63	83.00	110.63	300.00	332.52	743.15	500.00	1243.15
20	Dena Bank	7	170.00	292.08	462.08	2300.00	348.02	3110.10	750.00	3860.10
21	IDBI Bank	8	150.00	237.25	387.25	230.00	492.59	1109.84	800.00	1909.84
B	Total Non-Lead Banks	233	12870.79	11260.41	24131.20	59128.20	33541.67	116801.07	14600.00	131401.07
C	Total N. Banks (A + B)	422	23393.76	33882.58	57276.34	186243.00	55468.66	298988.00	21100.00	320088.00
22	Uttarakhand G.B	44	2581.31	3910.46	6491.77	2500.00	3012.50	12004.27	1800.00	13804.27
23	U.P. Gramin Bank	0	0.00	0.00	0.00	0.00	0.00	0.00	0.00	0.00
D	Total R.R.B.	44	2581.31	3910.46	6491.77	2500.00	3012.50	12004.27	1800.00	13804.27
24	Co-operative Bank	33	4071.00	5759.49	9830.49	2430.00	9068.71	21329.20	1550.00	22879.20
E	Total Cooperative	33	4071.00	5759.49	9830.49	2430.00	9068.71	21329.20	1550.00	22879.20
F	Total (C+D+E)	499	30046.07	43552.53	73598.60	191173.00	67549.87	332321.47	24450.00	356771.47
25	Nainital Bank	9	60.00	159.23	219.23	1450.00	278.91	1948.14	350.00	2298.14
26	Axis Bank	13	60.00	162.20	222.20	1500.00	290.69	2012.89	300.00	2312.89
27	ICICI bank	12	60.00	208.97	268.97	1350.00	327.32	1946.29	350.00	2296.29
28	HDFC Bank	9	60.00	192.78	252.78	1000.00	445.57	1698.35	300.00	1998.35
29	The J & K Bank	1	0.00	14.10	14.10	100.00	71.76	185.86	250.00	435.86
30	Fedral Bank Ltd	1	0.00	16.30	16.30	100.00	48.43	164.73	200.00	364.73
31	IndusInd Bank	3	0.00	16.72	16.72	100.00	37.67	154.39	200.00	354.39
32	The Karnataka bank	1	0.00	16.82	16.82	80.00	37.04	133.86	200.00	333.86
33	The South Indian Bank Ltd	1	0.00	11.22	11.22	30.00	35.34	76.56	250.00	326.56
34	Standard Chartered Bank	1	0.00	5.58	5.58	1.00	23.50	30.08	200.00	230.08
35	Yes Bank	5	0.00	13.03	13.03	5.00	27.68	45.71	210.00	255.71
36	Kotak Mahinda	3	0.00	25.18	25.18	5.00	30.46	60.64	200.00	260.64
37	Bandhan Bank	2	20.00	43.88	63.88	15.00	73.42	152.30	100.00	252.30
38	Janalakshmi Financial Services	1	24.00	1.39	25.39	100.00	0.00	125.39	50.00	175.39
39	Ujjivan Financial Services	0	0.00	0.00	0.00	0.00	0.00	0.00	0.00	0.00
40	Utkarsh Micro Finance	0	0.00	0.00	0.00	0.00	0.00	0.00	0.00	0.00
41	IDFC Bank	1	0.00	0.00	0.00	1.00	23.50	24.50	200.00	224.50
G	Total Private Bank	63	284.00	887.40	1171.40	5837.00	1751.29	8759.69	3360.00	12119.69
H	Total All Bank (F+G)	562	30330.07	44439.93	74770.00	197010.00	69301.16	341081.16	27810.00	368891.16

DISTRICT CREDIT PLAN 2018-19

UTTARKASHI

(Rs. In lacs)

S.No.	Name of the Bank	No. of Brs.	FARM SECTOR			NON-FARM SECTOR	OTHER PRIORITY	TOTAL	NON PRIORITY SECTOR	TOTAL
			CROP	TERM	TOTAL					
			TARGETS							
1	State Bank of India	17	3800.00	1055.00	4855.00	3174.00	1581.00	9610.00	1970.00	11580.00
2	Punjab National Bank	10	1966.00	546.00	2512.00	1642.00	816.00	4970.00	1018.00	5988.00
3	Bank of Baroda	1	262.00	73.00	335.00	219.00	110.00	664.00	136.00	800.00
A	Total Lead Banks	28	6028.00	1674.00	7702.00	5035.00	2507.00	15244.00	3124.00	18368.00
4	Oriental Bank of Comm.	1	328.00	92.00	420.00	274.00	136.00	830.00	170.00	1000.00
5	Union Bank of India	3	590.00	164.00	754.00	492.00	248.00	1494.00	306.00	1800.00
6	Canara Bank	1	262.00	73.00	335.00	219.00	110.00	664.00	136.00	800.00
7	Central Bank of India	1	262.00	73.00	335.00	219.00	110.00	664.00	136.00	800.00
8	Punjab & Sind Bank	0	0.00	0.00	0.00	0.00	0.00	0.00	0.00	0.00
9	Allahabad Bank	1	262.00	73.00	335.00	219.00	110.00	664.00	136.00	800.00
10	UCO Bank	1	131.00	36.00	167.00	109.00	56.00	332.00	68.00	400.00
11	Indian Overseas Bank	0	0.00	0.00	0.00	0.00	0.00	0.00	0.00	0.00
12	Bank of India	0	0.00	0.00	0.00	0.00	0.00	0.00	0.00	0.00
13	Syndicate Bank	1	131.00	36.00	167.00	109.00	54.00	330.00	68.00	398.00
14	Vijaya Bank	0	0.00	0.00	0.00	0.00	0.00	0.00	0.00	0.00
15	Corporation Bank	0	0.00	0.00	0.00	0.00	0.00	0.00	0.00	0.00
16	Andhra bank	0	0.00	0.00	0.00	0.00	0.00	0.00	0.00	0.00
17	Indian Bank	0	0.00	0.00	0.00	0.00	0.00	0.00	0.00	0.00
18	United Bank of India	0	0.00	0.00	0.00	0.00	0.00	0.00	0.00	0.00
19	Bank of Maharashtra	0	0.00	0.00	0.00	0.00	0.00	0.00	0.00	0.00
20	Dena Bank	0	0.00	0.00	0.00	0.00	0.00	0.00	0.00	0.00
21	IDBI Bank	1	262.00	73.00	335.00	219.00	110.00	664.00	136.00	800.00
B	Total Non-Lead Banks	10	2228.00	620.00	2848.00	1860.00	934.00	5642.00	1156.00	6798.00
C	Total N. Banks (A + B)	38	8256.00	2294.00	10550.00	6895.00	3441.00	20886.00	4280.00	25166.00
22	Uttarakhand G.B	7	1314.00	361.00	1675.00	1095.00	540.00	3310.00	678.00	3988.00
23	U.P. Gramin Bank	0	0.00	0.00	0.00	0.00	0.00	0.00	0.00	0.00
D	Total R.R.B.	7	1314.00	361.00	1675.00	1095.00	540.00	3310.00	678.00	3988.00
24	Co-operative Bank	16	3408.00	946.00	4354.00	2846.00	1419.00	8619.00	1766.00	10385.00
E	Total Cooperative	16	3408.00	946.00	4354.00	2846.00	1419.00	8619.00	1766.00	10385.00
F	Total (C+D+E)	61	12978.00	3601.00	16579.00	10836.00	5400.00	32815.00	6724.00	39539.00
25	Nainital Bank	1	132.00	36.00	168.00	109.00	55.00	332.00	68.00	400.00
26	Axis Bank	1	0.00	0.00	0.00	0.00	0.00	0.00	0.00	0.00
27	ICICI bank	0	0.00	0.00	0.00	0.00	0.00	0.00	0.00	0.00
28	HDFC Bank	0	0.00	0.00	0.00	0.00	0.00	0.00	0.00	0.00
29	The J & K Bank	0	0.00	0.00	0.00	0.00	0.00	0.00	0.00	0.00
30	Fedral Bank Ltd	0	0.00	0.00	0.00	0.00	0.00	0.00	0.00	0.00
31	IndusInd Bank	0	0.00	0.00	0.00	0.00	0.00	0.00	0.00	0.00
32	The Karnataka bank	0	0.00	0.00	0.00	0.00	0.00	0.00	0.00	0.00
33	The South Indian Bank Ltd	0	0.00	0.00	0.00	0.00	0.00	0.00	0.00	0.00
34	Standard Chartered Bank	0	0.00	0.00	0.00	0.00	0.00	0.00	0.00	0.00
35	Yes Bank	0	0.00	0.00	0.00	0.00	0.00	0.00	0.00	0.00
36	Kotak Mahinda	0	0.00	0.00	0.00	0.00	0.00	0.00	0.00	0.00
37	Bandhan Bank	0	0.00	0.00	0.00	0.00	0.00	0.00	0.00	0.00
38	Janalakshmi Financial Services	0	0.00	0.00	0.00	0.00	0.00	0.00	0.00	0.00
39	Ujjivan Financial Services	0	0.00	0.00	0.00	0.00	0.00	0.00	0.00	0.00
40	Utkarsh Micro Finance	0	0.00	0.00	0.00	0.00	0.00	0.00	0.00	0.00
41	IDFC Bank	0	0.00	0.00	0.00	0.00	0.00	0.00	0.00	0.00
G	Total Private Bank	2	132.00	36.00	168.00	109.00	55.00	332.00	68.00	400.00
H	Total All Bank (F+G)	63	13110.00	3637.00	16747.00	10945.00	5455.00	33147.00	6792.00	39939.00

DISTRICT CREDIT PLAN 2018-19

HARDWAR

(Rs. In lacs)

S.No.	Name of the Bank	No. of Brs.	FARM SECTOR			NON-FARM SECTOR	OTHER PRIORITY	TOTAL	NON PRIORITY SECTOR	TOTAL
			CROP	TERM	TOTAL					
			TARGETS			TARGETS	TARGETS	TARGETS	TARGETS	TARGETS
1	State Bank of India	39	25665.00	5981.79	31646.79	18085.00	8277.90	58009.69	23771.00	81780.69
2	Punjab National Bank	50	34886.00	7798.78	42684.78	22312.00	11094.00	76090.78	33516.00	109606.78
3	Bank of Baroda	10	5453.00	1281.49	6734.49	3548.50	1897.25	12180.24	4457.00	16637.24
A	Total Lead Banks	99	66004.00	15062.06	81066.06	43945.50	21269.15	146280.71	61744.00	208024.71
4	Oriental Bank of Comm.	17	8746.00	2037.34	10783.34	6188.00	2809.15	19780.49	6674.00	26454.49
5	Union Bank of India	9	7615.00	1801.32	9416.32	4735.50	2634.40	16786.22	5638.00	22424.22
6	Canara Bank	11	5945.00	1457.87	7402.87	4980.50	1964.15	14347.52	4655.00	19002.52
7	Central Bank of India	5	1806.00	446.56	2252.56	1838.00	645.75	4736.31	1726.00	6462.31
8	Punjab & Sind Bank	5	4612.00	1250.79	5862.79	5612.70	1414.10	12889.59	3031.00	15920.59
9	Allahabad Bank	3	1074.00	258.37	1332.37	1034.50	372.50	2739.37	999.00	3738.37
10	UCO Bank	5	1368.00	291.25	1659.25	936.00	400.50	2995.75	1088.00	4083.75
11	Indian Overseas Bank	18	11781.00	2715.67	14496.67	6825.50	3898.90	25221.07	8704.00	33925.07
12	Bank of India	5	2709.00	686.16	3395.16	2877.00	855.40	7127.56	2039.00	9166.56
13	Syndicate Bank	8	3243.00	741.94	3984.94	2137.50	1087.50	7209.94	2657.00	9866.94
14	Vijaya Bank	2	732.00	186.33	918.33	805.70	272.50	1996.53	727.00	2723.53
15	Corporation Bank	2	732.00	186.59	918.59	805.70	272.50	1996.79	727.00	2723.79
16	Andhra bank	4	2025.00	547.99	2572.99	2419.70	653.90	5646.59	1495.00	7141.59
17	Indian Bank	3	2162.00	496.09	2658.09	1070.70	736.00	4464.79	1617.00	6081.79
18	United Bank of India	2	732.00	186.33	918.33	805.70	272.50	1996.53	727.00	2723.53
19	Bank of Maharashtra	2	732.00	186.59	918.59	805.70	272.50	1996.79	727.00	2723.79
20	Dena Bank	2	732.00	186.34	918.34	805.70	272.50	1996.54	727.00	2723.54
21	IDBI Bank	4	1416.00	329.76	1745.76	1263.00	472.25	3481.01	1271.00	4752.01
B	Total Non-Lead Banks	107	58162.00	13993.29	72155.29	45947.10	19307.00	137409.39	45229.00	182638.39
C	Total N. Banks (A + B)	206	124166.00	29055.35	153221.35	89892.60	40576.15	283690.10	106973.00	390663.10
22	Uttarakhand G.B	15	11418.00	2711.12	14129.12	7679.50	3823.30	25631.92	8336.00	33967.92
23	U.P. Gramin Bank	1	342.00	71.53	413.53	229.70	99.50	742.73	272.00	1014.73
D	Total R.R.B.	16	11760.00	2782.65	14542.65	7909.20	3922.80	26374.65	8608.00	34982.65
24	Co-operative Bank	21	69174.00	1137.00	70311.00	1609.50	544.50	72465.00	1454.00	73919.00
E	Total Cooperative	21	69174.00	1137.00	70311.00	1609.50	544.50	72465.00	1454.00	73919.00
F	Total (C+D+E)	243	205100.00	32975.00	238075.00	99411.30	45043.45	382529.75	117035.00	499564.75
25	Nainital Bank	3	1074.00	195.00	1269.00	1034.50	372.50	2676.00	999.00	3675.00
26	Axis Bank	5	2757.00	549.00	3306.00	3223.50	926.90	7456.40	2222.00	9678.40
27	ICICI bank	4	1074.00	195.00	1269.00	1034.50	372.50	2676.00	999.00	3675.00
28	HDFC Bank	5	3797.00	709.00	4506.00	2913.50	1218.15	8637.65	2657.00	11294.65
29	The J & K Bank	0	732.00	135.00	867.00	805.70	272.50	1945.20	727.00	2672.20
30	Fedral Bank Ltd	0	0.00	0.00	0.00	0.00	0.00	0.00	0.00	0.00
31	IndusInd Bank	2	732.00	144.00	876.00	805.70	268.50	1950.20	727.00	2677.20
32	The Karnataka bank	2	732.00	135.00	867.00	805.70	272.50	1945.20	727.00	2672.20
33	The South Indian Bank Ltd	0	0.00	0.00	0.00	0.00	0.00	0.00	0.00	0.00
34	Standard Chartered Bank	0	0.00	0.00	0.00	0.00	0.00	0.00	0.00	0.00
35	Yes Bank	2	732.00	135.00	867.00	805.70	272.50	1945.20	727.00	2672.20
36	Kotak Mahinda	2	732.00	135.00	867.00	805.70	272.50	1945.20	727.00	2672.20
37	Bandhan Bank	2	732.00	137.00	869.00	805.70	272.50	1947.20	727.00	2674.20
38	Janalakshmi Financial Services	2	732.00	144.00	876.00	679.50	268.50	1824.00	727.00	2551.00
39	Ujjivan Financial Services	1	342.00	68.00	410.00	189.50	98.50	698.00	272.00	970.00
40	Utkarsh Micro Finance	2	732.00	144.00	876.00	679.50	268.50	1824.00	727.00	2551.00
41	IDFC Bank	0	0.00	0.00	0.00	0.00	0.00	0.00	0.00	0.00
G	Total Private Bank	32	14900.00	2825.00	17725.00	14588.70	5156.55	37470.25	12965.00	50435.25
H	Total All Bank (F+G)	275	220000.00	35800.00	255800.00	114000.00	50200.00	420000.00	130000.00	550000.00

DISTRICT CREDIT PLAN 2018-19

TEHRI

(Rs. In lacs)

S.No.	Name of the Bank	No. of Brs.	FARM SECTOR			NON-FARM SECTOR	OTHER PRIORITY	TOTAL	NON PRIORITY SECTOR	TOTAL
			CROP	TERM	TOTAL					
			TARGETS							
1	State Bank of India	34	3560.00	1563.00	5123.00	2648.00	6222.00	13993.00	3480.00	17473.00
2	Punjab National Bank	16	1926.00	716.00	2642.00	1018.00	1335.00	4995.00	1479.00	6474.00
3	Bank of Baroda	2	29.00	16.00	45.00	80.00	240.00	365.00	82.00	447.00
A	Total Lead Banks	52	5515.00	2295.00	7810.00	3746.00	7797.00	19353.00	5041.00	24394.00
4	Oriental Bank of Comm.	1	15.00	12.00	27.00	35.00	290.00	352.00	78.00	430.00
5	Union Bank of India	8	1064.00	619.00	1683.00	683.00	1240.00	3606.00	976.00	4582.00
6	Canara Bank	4	574.00	433.00	1007.00	445.00	632.00	2084.00	464.00	2548.00
7	Central Bank of India	2	30.00	18.00	48.00	80.00	382.00	510.00	150.00	660.00
8	Punjab & Sind Bank	0	0.00	0.00	0.00	0.00	0.00	0.00	0.00	0.00
9	Allahabad Bank	1	10.00	8.00	18.00	25.00	155.00	198.00	76.00	274.00
10	UCO Bank	1	8.00	6.00	14.00	25.00	150.00	189.00	80.00	269.00
11	Indian Overseas Bank	1	5.00	4.00	9.00	25.00	340.00	374.00	138.00	512.00
12	Bank of India	2	28.00	18.00	46.00	80.00	425.00	551.00	114.00	665.00
13	Syndicate Bank	5	52.00	42.00	94.00	257.00	535.00	886.00	162.00	1048.00
14	Vijaya Bank	0	0.00	0.00	0.00	0.00	0.00	0.00	0.00	0.00
15	Corporation Bank	0	0.00	0.00	0.00	0.00	0.00	0.00	0.00	0.00
16	Andhra bank	0	0.00	0.00	0.00	0.00	0.00	0.00	0.00	0.00
17	Indian Bank	0	0.00	0.00	0.00	0.00	0.00	0.00	0.00	0.00
18	United Bank of India	0	0.00	0.00	0.00	0.00	0.00	0.00	0.00	0.00
19	Bank of Maharashtra	1	5.00	4.00	9.00	20.00	115.00	144.00	30.00	174.00
20	Dena Bank	0	0.00	0.00	0.00	0.00	0.00	0.00	0.00	0.00
21	IDBI Bank	1	15.00	12.00	27.00	30.00	232.00	289.00	86.00	375.00
B	Total Non-Lead Banks	27	1806.00	1176.00	2982.00	1705.00	4496.00	9183.00	2354.00	11537.00
C	Total N. Banks (A + B)	79	7321.00	3471.00	10792.00	5451.00	12293.00	28536.00	7395.00	35931.00
22	Uttarakhand G.B	20	3817.00	2254.00	6071.00	850.00	1922.00	8843.00	2246.00	11089.00
23	U.P. Gramin Bank	0	0.00	0.00	0.00	0.00	0.00	0.00	0.00	0.00
D	Total R.R.B.	20	3817.00	2254.00	6071.00	850.00	1922.00	8843.00	2246.00	11089.00
24	Co-operative Bank	32	6094.00	3391.00	9485.00	1269.00	2073.00	12827.00	3083.00	15910.00
E	Total Cooperative	32	6094.00	3391.00	9485.00	1269.00	2073.00	12827.00	3083.00	15910.00
F	Total (C+D+E)	131	17232.00	9116.00	26348.00	7570.00	16288.00	50206.00	12724.00	62930.00
25	Nainital Bank	2	28.00	24.00	52.00	10.00	190.00	252.00	48.00	300.00
26	Axis Bank	1	0.00	0.00	0.00	10.00	125.00	135.00	32.00	167.00
27	ICICI bank	0	0.00	0.00	0.00	0.00	0.00	0.00	0.00	0.00
28	HDFC Bank	0	0.00	0.00	0.00	10.00	125.00	135.00	32.00	167.00
29	The J & K Bank	0	0.00	0.00	0.00	0.00	0.00	0.00	0.00	0.00
30	Fedral Bank Ltd	0	0.00	0.00	0.00	0.00	0.00	0.00	0.00	0.00
31	IndusInd Bank	0	0.00	0.00	0.00	0.00	0.00	0.00	0.00	0.00
32	The Karnataka bank	0	0.00	0.00	0.00	0.00	0.00	0.00	0.00	0.00
33	The South Indian Bank Ltd	0	0.00	0.00	0.00	0.00	0.00	0.00	0.00	0.00
34	Standard Chartered Bank	0	0.00	0.00	0.00	0.00	0.00	0.00	0.00	0.00
35	Yes Bank	0	0.00	0.00	0.00	0.00	0.00	0.00	0.00	0.00
36	Kotak Mahinda	0	0.00	0.00	0.00	0.00	0.00	0.00	0.00	0.00
37	Bandhan Bank	0	0.00	0.00	0.00	0.00	0.00	0.00	0.00	0.00
38	Janalakshmi Financial Services	0	0.00	0.00	0.00	0.00	0.00	0.00	0.00	0.00
39	Ujjivan Financial Services	0	0.00	0.00	0.00	0.00	0.00	0.00	0.00	0.00
40	Utkarsh Micro Finance	0	0.00	0.00	0.00	0.00	0.00	0.00	0.00	0.00
41	IDFC Bank	0	0.00	0.00	0.00	0.00	0.00	0.00	0.00	0.00
G	Total Private Bank	3	28.00	24.00	52.00	30.00	440.00	522.00	112.00	634.00
H	Total All Bank (F+G)	134	17260.00	9140.00	26400.00	7600.00	16728.00	50728.00	12836.00	63564.00

DISTRICT CREDIT PLAN 2018-19

PAURI

(Rs. In lacs)

S.No.	Name of the Bank	No. of Brs.	FARM SECTOR			NON-FARM SECTOR	OTHER PRIORITY	TOTAL	NON PRIORITY SECTOR	TOTAL
			CROP	TERM	TOTAL					
			TARGETS			TARGETS	TARGETS	TARGETS	TARGETS	
1	State Bank of India	50	2776.62	4465.61	7242.23	737.51	6991.38	14971.12	6380.00	21351.12
2	Punjab National Bank	20	1193.80	1917.60	3111.40	363.60	3040.00	6515.00	2125.00	8640.00
3	Bank of Baroda	3	178.60	291.40	470.00	60.00	460.00	990.00	360.00	1350.00
A	Total Lead Banks	73	4149.02	6674.61	10823.63	1161.11	10491.38	22476.12	8865.00	31341.12
4	Oriental Bank of Comm.	2	122.20	197.40	319.60	35.40	310.00	665.00	215.00	880.00
5	Union Bank of India	4	235.00	385.40	620.40	79.60	610.00	1310.00	570.00	1880.00
6	Canara Bank	13	770.80	1250.20	2021.00	234.00	1980.00	4235.00	1700.00	5935.00
7	Central Bank of India	3	178.60	291.40	470.00	55.00	460.00	985.00	425.00	1410.00
8	Punjab & Sind Bank	2	122.20	197.40	319.60	35.40	310.00	665.00	145.00	810.00
9	Allahabad Bank	3	178.60	291.40	470.00	55.00	460.00	985.00	425.00	1410.00
10	UCO Bank	2	178.60	197.40	376.00	9.00	310.00	695.00	75.00	770.00
11	Indian Overseas Bank	2	178.60	291.40	470.00	55.00	460.00	985.00	215.00	1200.00
12	Bank of India	5	357.20	573.40	930.60	109.40	910.00	1950.00	670.00	2620.00
13	Syndicate Bank	5	235.00	385.40	620.40	74.60	610.00	1305.00	425.00	1730.00
14	Vijaya Bank	1	65.80	103.40	169.20	15.80	160.00	345.00	110.00	455.00
15	Corporation Bank	0	0.00	0.00	0.00	0.00	0.00	0.00	0.00	0.00
16	Andhra bank	1	65.80	103.40	169.20	15.80	160.00	345.00	110.00	455.00
17	Indian Bank	0	0.00	0.00	0.00	0.00	0.00	0.00	110.00	110.00
18	United Bank of India	0	0.00	0.00	0.00	0.00	0.00	0.00	0.00	0.00
19	Bank of Maharashtra	0	0.00	0.00	0.00	0.00	0.00	0.00	0.00	0.00
20	Dena Bank	2	122.20	197.40	319.60	35.40	310.00	665.00	110.00	775.00
21	IDBI Bank	2	122.20	197.40	319.60	35.40	310.00	665.00	145.00	810.00
B	Total Non-Lead Banks	47	2932.80	4662.40	7595.20	844.80	7360.00	15800.00	5450.00	21250.00
C	Total N. Banks (A + B)	120	7081.82	11337.01	18418.83	2005.91	17851.38	38276.12	14315.00	52591.12
22	Uttarakhand G.B	41	2428.20	3885.20	6313.40	625.60	6070.00	13009.00	2125.00	15134.00
23	U.P. Gramin Bank	0	0.00	0.00	0.00	0.00	0.00	0.00	0.00	0.00
D	Total R.R.B.	41	2428.20	3885.20	6313.40	625.60	6070.00	13009.00	2125.00	15134.00
24	Co-operative Bank	24	1908.20	3064.40	4972.60	582.40	4870.00	10425.00	5670.00	16095.00
E	Total Cooperative	24	1908.20	3064.40	4972.60	582.40	4870.00	10425.00	5670.00	16095.00
F	Total (C+D+E)	185	11418.22	18286.61	29704.83	3213.91	28791.38	61710.12	22110.00	83820.12
25	Nainital Bank	3	178.60	291.40	470.00	55.00	460.00	985.00	715.00	1700.00
26	Axis Bank	2	122.20	197.40	319.60	35.40	310.00	665.00	145.00	810.00
27	ICICI bank	3	178.60	291.40	470.00	55.00	460.00	985.00	215.00	1200.00
28	HDFC Bank	3	122.20	197.40	319.60	35.40	310.00	665.00	215.00	880.00
29	The J & K Bank	0	0.00	0.00	0.00	0.00	0.00	0.00	0.00	0.00
30	Fedral Bank Ltd	0	0.00	0.00	0.00	0.00	0.00	0.00	0.00	0.00
31	IndusInd Bank	0	0.00	0.00	0.00	0.00	0.00	0.00	0.00	0.00
32	The Karnataka bank	0	0.00	0.00	0.00	0.00	0.00	0.00	0.00	0.00
33	The South Indian Bank Ltd	0	0.00	0.00	0.00	0.00	0.00	0.00	0.00	0.00
34	Standard Chartered Bank	0	0.00	0.00	0.00	0.00	0.00	0.00	0.00	0.00
35	Yes Bank	0	0.00	0.00	0.00	0.00	0.00	0.00	0.00	0.00
36	Kotak Mahinda	0	0.00	0.00	0.00	0.00	0.00	0.00	0.00	0.00
37	Bandhan Bank	0	0.00	0.00	0.00	0.00	0.00	0.00	0.00	0.00
38	Janalakshmi Financial Services	0	0.00	0.00	0.00	0.00	0.00	0.00	0.00	0.00
39	Ujjivan Financial Services	0	0.00	0.00	0.00	0.00	0.00	0.00	0.00	0.00
40	Utkarsh Micro Finance	0	0.00	0.00	0.00	0.00	0.00	0.00	0.00	0.00
41	IDFC Bank	0	0.00	0.00	0.00	0.00	0.00	0.00	0.00	0.00
G	Total Private Bank	11	601.60	977.60	1579.20	180.80	1540.00	3300.00	1290.00	4590.00
H	Total All Bank (F+G)	196	12019.82	19264.21	31284.03	3394.71	30331.38	65010.12	23400.00	88410.12

DISTRICT CREDIT PLAN 2018-19

CHAMOLI

(Rs. In lacs)

S.No.	Name of the Bank	No. of Brs.	FARM SECTOR			NON-FARM SECTOR	OTHER PRIORITY	TOTAL	NON PRIORITY SECTOR	TOTAL
			CROP	TERM	TOTAL					
			TARGETS							
1	State Bank of India	27	1867.00	2128.00	3995.00	858.00	6168.00	11021.00	779.00	11800.00
2	Punjab National Bank	10	447.00	506.00	953.00	145.00	863.00	1961.00	223.00	2184.00
3	Bank of Baroda	2	25.30	20.30	45.60	60.04	234.98	340.62	97.52	438.14
A	Total Lead Banks	39	2339.30	2654.30	4993.60	1063.04	7265.98	13322.62	1099.52	14422.14
4	Oriental Bank of Comm.	1	12.65	52.20	64.85	41.04	117.98	223.87	84.80	308.67
5	Union Bank of India	4	21.51	46.40	67.91	91.20	237.90	397.01	95.40	492.41
6	Canara Bank	2	10.12	75.40	85.52	41.04	46.80	173.36	71.02	244.38
7	Central Bank of India	2	25.30	46.40	71.70	81.32	237.90	390.92	95.40	486.32
8	Punjab & Sind Bank	1	12.65	9.17	21.82	60.04	140.40	222.26	71.02	293.28
9	Allahabad Bank	2	12.65	18.85	31.50	41.80	118.95	192.25	84.80	277.05
10	UCO Bank	1	8.86	58.00	66.86	41.04	16.58	124.47	72.08	196.55
11	Indian Overseas Bank	2	12.65	11.60	24.25	59.28	142.35	225.88	72.08	297.96
12	Bank of India	1	12.65	18.85	31.50	58.52	117.00	207.02	84.80	291.82
13	Syndicate Bank	2	12.65	11.01	23.66	61.56	140.40	225.62	72.08	297.70
14	Vijaya Bank	0	0.00	0.00	0.00	0.00	0.00	0.00	0.00	0.00
15	Corporation Bank	0	0.00	0.00	0.00	0.00	0.00	0.00	0.00	0.00
16	Andhra bank	0	0.00	0.00	0.00	0.00	0.00	0.00	0.00	0.00
17	Indian Bank	0	0.00	0.00	0.00	0.00	0.00	0.00	0.00	0.00
18	United Bank of India	0	0.00	0.00	0.00	0.00	0.00	0.00	0.00	0.00
19	Bank of Maharashtra	0	0.00	0.00	0.00	0.00	0.00	0.00	0.00	0.00
20	Dena Bank	0	0.00	0.00	0.00	0.00	0.00	0.00	0.00	0.00
21	IDBI Bank	1	12.65	95.70	108.35	40.28	117.00	265.63	84.80	350.43
B	Total Non-Lead Banks	19	154.33	443.58	597.91	617.12	1433.25	2648.28	888.28	3536.56
C	Total N. Banks (A + B)	58	2493.63	3097.88	5591.51	1680.16	8699.23	15970.89	1987.80	17958.69
22	Uttarakhand G.B	13	2506.00	2740.00	5246.00	717.00	1521.00	7484.00	416.00	7900.00
23	U.P. Gramin Bank	0	0.00	0.00	0.00	0.00	0.00	0.00	0.00	0.00
D	Total R.R.B.	13	2506.00	2740.00	5246.00	717.00	1521.00	7484.00	416.00	7900.00
24	Co-operative Bank	21	4731.00	5364.00	10095.00	437.00	6300.00	16832.00	223.00	17055.00
E	Total Cooperative	21	4731.00	5364.00	10095.00	437.00	6300.00	16832.00	223.00	17055.00
F	Total (C+D+E)	92	9730.63	11201.88	20932.51	2834.16	16520.23	40286.89	2626.80	42913.69
25	Nainital Bank	2	25.30	11.60	36.90	91.20	237.90	366.00	84.80	450.80
26	Axis Bank	0	0.00	0.00	0.00	0.00	0.00	0.00	0.00	0.00
27	ICICI bank	0	0.00	0.00	0.00	0.00	0.00	0.00	0.00	0.00
28	HDFC Bank	0	0.00	0.00	0.00	0.00	0.00	0.00	0.00	0.00
29	The J & K Bank	0	0.00	0.00	0.00	0.00	0.00	0.00	0.00	0.00
30	Fedral Bank Ltd	0	0.00	0.00	0.00	0.00	0.00	0.00	0.00	0.00
31	IndusInd Bank	0	0.00	0.00	0.00	0.00	0.00	0.00	0.00	0.00
32	The Karnataka bank	0	0.00	0.00	0.00	0.00	0.00	0.00	0.00	0.00
33	The South Indian Bank Ltd	0	0.00	0.00	0.00	0.00	0.00	0.00	0.00	0.00
34	Standard Chartered Bank	0	0.00	0.00	0.00	0.00	0.00	0.00	0.00	0.00
35	Yes Bank	0	0.00	0.00	0.00	0.00	0.00	0.00	0.00	0.00
36	Kotak Mahinda	0	0.00	0.00	0.00	0.00	0.00	0.00	0.00	0.00
37	Bandhan Bank	0	0.00	0.00	0.00	0.00	0.00	0.00	0.00	0.00
38	Janalakshmi Financial Services	0	0.00	0.00	0.00	0.00	0.00	0.00	0.00	0.00
39	Ujjivan Financial Services	0	0.00	0.00	0.00	0.00	0.00	0.00	0.00	0.00
40	Utkarsh Micro Finance	0	0.00	0.00	0.00	0.00	0.00	0.00	0.00	0.00
41	IDFC Bank	0	0.00	0.00	0.00	0.00	0.00	0.00	0.00	0.00
G	Total Private Bank	2	25.30	11.60	36.90	91.20	237.90	366.00	84.80	450.80
H	Total All Bank (F+G)	94	9755.93	11213.48	20969.41	2925.36	16758.13	40652.89	2711.60	43364.49

DISTRICT CREDIT PLAN 2018-19

RUDRAPRAYAG

(Rs. In lacs)

S.No.	Name of the Bank	No. of Brs.	FARM SECTOR			NON-FARM SECTOR	OTHER PRIORITY	TOTAL	NON PRIORITY SECTOR	TOTAL
			CROP	TERM	TOTAL					
			TARGETS							
1	State Bank of India	16	2300.00	800.00	3100.00	320.00	3360.00	6780.00	3000.00	9780.00
2	Punjab National Bank	6	800.00	300.00	1100.00	180.00	1200.00	2480.00	600.00	3080.00
3	Bank of Baroda	1	140.00	60.00	200.00	20.00	200.00	420.00	100.00	520.00
A	Total Lead Banks	23	3240.00	1160.00	4400.00	520.00	4760.00	9680.00	3700.00	13380.00
4	Oriental Bank of Comm.	1	140.00	60.00	200.00	20.00	200.00	420.00	100.00	520.00
5	Union Bank of India	3	420.00	150.00	570.00	60.00	600.00	1230.00	300.00	1530.00
6	Canara Bank	1	140.00	50.00	190.00	20.00	190.00	400.00	100.00	500.00
7	Central Bank of India	0	0.00	0.00	0.00	0.00	0.00	0.00	0.00	0.00
8	Punjab & Sind Bank	1	140.00	60.00	200.00	20.00	200.00	420.00	100.00	520.00
9	Allahabad Bank	1	140.00	60.00	200.00	20.00	200.00	420.00	100.00	520.00
10	UCO Bank	1	140.00	50.00	190.00	20.00	180.00	390.00	100.00	490.00
11	Indian Overseas Bank	1	140.00	50.00	190.00	20.00	180.00	390.00	100.00	490.00
12	Bank of India	1	140.00	60.00	200.00	20.00	200.00	420.00	100.00	520.00
13	Syndicate Bank	1	140.00	60.00	200.00	20.00	200.00	420.00	100.00	520.00
14	Vijaya Bank	0	0.00	0.00	0.00	0.00	0.00	0.00	0.00	0.00
15	Corporation Bank	0	0.00	0.00	0.00	0.00	0.00	0.00	0.00	0.00
16	Andhra bank	0	0.00	0.00	0.00	0.00	0.00	0.00	0.00	0.00
17	Indian Bank	0	0.00	0.00	0.00	0.00	0.00	0.00	0.00	0.00
18	United Bank of India	0	0.00	0.00	0.00	0.00	0.00	0.00	0.00	0.00
19	Bank of Maharashtra	0	0.00	0.00	0.00	0.00	0.00	0.00	0.00	0.00
20	Dena Bank	0	0.00	0.00	0.00	0.00	0.00	0.00	0.00	0.00
21	IDBI Bank	1	130.00	80.00	210.00	20.00	240.00	470.00	200.00	670.00
B	Total Non-Lead Banks	12	1670.00	680.00	2350.00	240.00	2390.00	4980.00	1300.00	6280.00
C	Total N. Banks (A + B)	35	4910.00	1840.00	6750.00	760.00	7150.00	14660.00	5000.00	19660.00
22	Uttarakhand G.B	8	1360.00	800.00	2160.00	160.00	1600.00	3920.00	2000.00	5920.00
23	U.P. Gramin Bank	0	0.00	0.00	0.00	0.00	0.00	0.00	0.00	0.00
D	Total R.R.B.	8	1360.00	800.00	2160.00	160.00	1600.00	3920.00	2000.00	5920.00
24	Co-operative Bank	10	1800.00	1000.00	2800.00	200.00	2000.00	5000.00	2000.00	7000.00
E	Total Cooperative	10	1800.00	1000.00	2800.00	200.00	2000.00	5000.00	2000.00	7000.00
F	Total (C+D+E)	53	8070.00	3640.00	11710.00	1120.00	10750.00	23580.00	9000.00	32580.00
25	Nainital Bank	1	130.00	60.00	190.00	30.00	200.00	420.00	100.00	520.00
26	Axis Bank	0	0.00	0.00	0.00	0.00	0.00	0.00	0.00	0.00
27	ICICI bank	0	0.00	0.00	0.00	0.00	0.00	0.00	0.00	0.00
28	HDFC Bank	0	0.00	0.00	0.00	0.00	0.00	0.00	0.00	0.00
29	The J & K Bank	0	0.00	0.00	0.00	0.00	0.00	0.00	0.00	0.00
30	Fedral Bank Ltd	0	0.00	0.00	0.00	0.00	0.00	0.00	0.00	0.00
31	Indusind Bank	0	0.00	0.00	0.00	0.00	0.00	0.00	0.00	0.00
32	The Karnataka bank	0	0.00	0.00	0.00	0.00	0.00	0.00	0.00	0.00
33	The South Indian Bank Ltd	0	0.00	0.00	0.00	0.00	0.00	0.00	0.00	0.00
34	Standard Chartered Bank	0	0.00	0.00	0.00	0.00	0.00	0.00	0.00	0.00
35	Yes Bank	0	0.00	0.00	0.00	0.00	0.00	0.00	0.00	0.00
36	Kotak Mahinda	0	0.00	0.00	0.00	0.00	0.00	0.00	0.00	0.00
37	Bandhan Bank	0	0.00	0.00	0.00	0.00	0.00	0.00	0.00	0.00
38	Janalakshmi Financial Services	0	0.00	0.00	0.00	0.00	0.00	0.00	0.00	0.00
39	Ujjivan Financial Services	0	0.00	0.00	0.00	0.00	0.00	0.00	0.00	0.00
40	Utkarsh Micro Finance	0	0.00	0.00	0.00	0.00	0.00	0.00	0.00	0.00
41	IDFC Bank	0	0.00	0.00	0.00	0.00	0.00	0.00	0.00	0.00
G	Total Private Bank	1	130.00	60.00	190.00	30.00	200.00	420.00	100.00	520.00
H	Total All Bank (F+G)	54	8200.00	3700.00	11900.00	1150.00	10950.00	24000.00	9100.00	33100.00

DISTRICT CREDIT PLAN 2018-19

ALMORA

(Rs. In lacs)

S.No.	Name of the Bank	No. of Brs.	FARM SECTOR			NON- FARM SECTOR	OTHER PRIORITY	TOTAL	NON PRIORITY SECTOR	TOTAL
			CROP	TERM	TOTAL					
			TARGETS			TARGETS	TARGETS	TARGETS	TARGETS	TARGETS
1	State Bank of India	40	4466.00	3026.00	7492.00	3519.00	2465.34	13476.34	1873.00	15349.34
2	Punjab National Bank	10	801.00	462.75	1263.75	904.03	1234.56	3402.34	480.27	3882.61
3	Bank of Baroda	6	497.60	277.65	775.25	542.42	740.74	2058.40	288.16	2346.56
A	Total Lead Banks	56	5764.60	3766.40	9531.00	4965.44	4440.64	18937.09	2641.43	21578.52
4	Oriental Bank of Comm.	3	248.80	138.83	387.62	271.21	370.37	1029.20	144.08	1173.28
5	Union Bank of India	3	248.80	138.83	387.62	271.21	370.37	1029.20	144.08	1173.28
6	Canara Bank	8	829.33	462.75	1292.08	904.03	1234.56	3430.67	480.27	3910.94
7	Central Bank of India	3	248.80	138.83	387.62	271.21	370.37	1029.20	144.08	1173.28
8	Punjab & Sind Bank	0	0.00	0.00	0.00	0.00	0.00	0.00	0.00	0.00
9	Allahabad Bank	1	82.93	46.28	129.21	90.40	123.46	343.07	48.03	391.09
10	UCO Bank	4	331.73	185.10	516.83	361.61	493.83	1372.27	192.11	1564.38
11	Indian Overseas Bank	1	82.93	46.28	129.21	90.40	123.46	343.07	48.03	391.09
12	Bank of India	2	165.87	92.55	258.42	180.81	246.91	686.13	96.05	782.19
13	Syndicate Bank	1	82.93	46.28	129.21	90.40	123.46	343.07	48.03	391.09
14	Vijaya Bank	1	82.93	46.28	129.21	90.40	123.46	343.07	48.03	391.09
15	Corporation Bank	1	82.93	46.28	129.21	90.40	123.46	343.07	48.03	391.09
16	Andhra bank	0	0.00	0.00	0.00	0.00	0.00	0.00	0.00	0.00
17	Indian Bank	1	82.93	46.28	129.21	90.40	123.46	343.07	48.03	391.09
18	United Bank of India	0	0.00	0.00	0.00	0.00	0.00	0.00	0.00	0.00
19	Bank of Maharashtra	0	0.00	0.00	0.00	0.00	0.00	0.00	0.00	0.00
20	Dena Bank	1	82.93	46.28	129.21	90.40	123.46	343.07	48.03	391.09
21	IDBI Bank	3	248.80	138.83	387.62	271.21	370.37	1029.20	144.08	1173.28
B	Total Non-Lead Banks	33	2902.65	1619.63	4522.28	3164.09	4320.97	12007.35	1680.94	13688.29
C	Total N. Banks (A + B)	89	8667.25	5386.03	14053.28	8129.54	8761.62	30944.44	4322.37	35266.81
22	Uttarakhand G.B	29	3406.00	2342.00	5748.00	2621.68	1580.23	9949.91	1392.78	11342.69
23	U.P. Gramin Bank	0	0.00	0.00	0.00	0.00	0.00	0.00	0.00	0.00
D	Total R.R.B.	29	3406.00	2342.00	5748.00	2621.68	1580.23	9949.91	1392.78	11342.69
24	Co-operative Bank	21	2723.93	1918.28	4642.21	1688.70	1214.99	7545.89	1056.59	8602.48
E	Total Cooperative	21	2723.93	1918.28	4642.21	1688.70	1214.99	7545.89	1056.59	8602.48
F	Total (C+D+E)	139	14797.18	9646.31	24443.49	12439.91	11556.84	48440.24	6771.74	55211.98
25	Nainital Bank	4	331.73	185.10	516.83	361.61	493.83	1372.27	192.11	1564.38
26	Axis Bank	1	82.93	46.28	129.21	90.40	123.46	343.07	48.03	391.09
27	ICICI bank	1	82.93	46.28	129.21	90.40	123.46	343.07	48.03	391.09
28	HDFC Bank	1	82.93	46.28	129.21	90.40	123.01	342.62	48.03	390.64
29	The J & K Bank	0	0.00	0.00	0.00	0.00	0.00	0.00	0.00	0.00
30	Fedral Bank Ltd	0	0.00	0.00	0.00	0.00	0.00	0.00	0.00	0.00
31	IndusInd Bank	0	0.00	0.00	0.00	0.00	0.00	0.00	0.00	0.00
32	The Karnataka bank	0	0.00	0.00	0.00	0.00	0.00	0.00	0.00	0.00
33	The South Indian Bank Ltd	0	0.00	0.00	0.00	0.00	0.00	0.00	0.00	0.00
34	Standard Chartered Bank	0	0.00	0.00	0.00	0.00	0.00	0.00	0.00	0.00
35	Yes Bank	0	0.00	0.00	0.00	0.00	0.00	0.00	0.00	0.00
36	Kotak Mahinda	0	0.00	0.00	0.00	0.00	0.00	0.00	0.00	0.00
37	Bandhan Bank	0	0.00	0.00	0.00	0.00	0.00	0.00	0.00	0.00
38	Janalakshmi Financial Services	0	0.00	0.00	0.00	0.00	0.00	0.00	0.00	0.00
39	Ujjivan Financial Services	0	0.00	0.00	0.00	0.00	0.00	0.00	0.00	0.00
40	Utkarsh Micro Finance	1	66.00	37.00	103.00	72.00	99.00	274.00	48.03	322.03
41	IDFC Bank	0	0.00	0.00	0.00	0.00	0.00	0.00	0.00	0.00
G	Total Private Bank	8	646.53	360.93	1007.46	704.82	962.74	2675.02	384.21	3059.23
H	Total All Bank (F+G)	147	15443.71	10007.23	25450.95	13144.73	12519.58	51115.26	7155.95	58271.21

DISTRICT CREDIT PLAN 2018-19

BAGESHWAR

(Rs. In lacs)

S.No.	Name of the Bank	No. of Brs.	FARM SECTOR			NON- FARM SECTOR	OTHER PRIORITY	TOTAL	NON PRIORITY SECTOR	TOTAL
			CROP	TERM	TOTAL					
			TARGETS							
1	State Bank of India	11	579.54	1096.18	1675.72	1242.24	2801.11	5719.07	857.86	6576.93
2	Punjab National Bank	2	125.27	73.86	199.13	109.69	439.29	748.11	112.22	860.33
3	Bank of Baroda	3	205.36	128.14	333.50	118.96	404.37	856.83	128.52	985.35
A	Total Lead Banks	16	910.17	1298.18	2208.35	1470.89	3644.77	7324.01	1098.60	8422.61
4	Oriental Bank of Comm.	0	0.00	0.00	0.00	0.00	0.00	0.00	0.00	0.00
5	Union Bank of India	3	118.95	63.50	182.45	107.52	393.55	683.52	102.53	786.05
6	Canara Bank	1	56.40	18.50	74.90	42.19	112.83	229.92	34.49	264.41
7	Central Bank of India	1	62.36	15.44	77.80	10.40	110.64	198.84	29.83	228.67
8	Punjab & Sind Bank	0	0.00	0.00	0.00	0.00	0.00	0.00	0.00	0.00
9	Allahabad Bank	1	62.36	18.50	80.86	8.02	110.57	199.45	29.92	229.37
10	UCO Bank	3	106.35	162.10	268.45	82.49	430.19	781.13	117.17	898.30
11	Indian Overseas Bank	1	35.77	12.35	48.12	24.68	110.22	183.02	27.45	210.47
12	Bank of India	1	35.77	15.44	51.21	23.51	109.53	184.25	27.64	211.89
13	Syndicate Bank	1	0.00	0.00	0.00	0.00	0.00	0.00	0.00	0.00
14	Vijaya Bank	0	0.00	0.00	0.00	0.00	0.00	0.00	0.00	0.00
15	Corporation Bank	0	0.00	0.00	0.00	0.00	0.00	0.00	0.00	0.00
16	Andhra bank	0	0.00	0.00	0.00	0.00	0.00	0.00	0.00	0.00
17	Indian Bank	0	0.00	0.00	0.00	0.00	0.00	0.00	0.00	0.00
18	United Bank of India	0	0.00	0.00	0.00	0.00	0.00	0.00	0.00	0.00
19	Bank of Maharashtra	0	0.00	0.00	0.00	0.00	0.00	0.00	0.00	0.00
20	Dena Bank	0	0.00	0.00	0.00	0.00	0.00	0.00	0.00	0.00
21	IDBI Bank	1	35.89	14.43	50.32	79.61	126.32	256.25	38.44	294.69
B	Total Non-Lead Banks	13	513.85	320.26	834.11	378.42	1503.85	2716.38	407.47	3123.85
C	Total N. Banks (A + B)	29	1424.02	1618.44	3042.46	1849.31	5148.62	10040.39	1506.07	11546.46
22	Uttarakhand G.B	14	889.30	1080.73	1970.03	604.72	1119.41	3694.16	554.12	4248.28
23	U.P. Gramin Bank	0	0.00	0.00	0.00	0.00	0.00	0.00	0.00	0.00
D	Total R.R.B.	14	889.30	1080.73	1970.03	604.72	1119.41	3694.16	554.12	4248.28
24	Co-operative Bank	5	2092.93	450.79	2543.72	130.22	671.81	3345.75	501.86	3847.61
E	Total Cooperative	5	2092.93	450.79	2543.72	130.22	671.81	3345.75	501.86	3847.61
F	Total (C+D+E)	48	4406.25	3149.96	7556.21	2584.25	6939.84	17080.30	2562.05	19642.35
25	Nainital Bank	3	119.65	162.10	281.75	118.45	613.44	1013.64	152.05	1165.69
26	Axis Bank	0	0.00	0.00	0.00	0.00	0.00	0.00	0.00	0.00
27	ICICI bank	0	0.00	0.00	0.00	0.00	0.00	0.00	0.00	0.00
28	HDFC Bank	0	0.00	0.00	0.00	0.00	0.00	0.00	0.00	0.00
29	The J & K Bank	0	0.00	0.00	0.00	0.00	0.00	0.00	0.00	0.00
30	Fedral Bank Ltd	0	0.00	0.00	0.00	0.00	0.00	0.00	0.00	0.00
31	IndusInd Bank	0	0.00	0.00	0.00	0.00	0.00	0.00	0.00	0.00
32	The Karnataka bank	0	0.00	0.00	0.00	0.00	0.00	0.00	0.00	0.00
33	The South Indian Bank Ltd	0	0.00	0.00	0.00	0.00	0.00	0.00	0.00	0.00
34	Standard Chartered Bank	0	0.00	0.00	0.00	0.00	0.00	0.00	0.00	0.00
35	Yes Bank	0	0.00	0.00	0.00	0.00	0.00	0.00	0.00	0.00
36	Kotak Mahinda	0	0.00	0.00	0.00	0.00	0.00	0.00	0.00	0.00
37	Bandhan Bank	0	0.00	0.00	0.00	0.00	0.00	0.00	0.00	0.00
38	Janalakshmi Financial Services	0	0.00	0.00	0.00	0.00	0.00	0.00	0.00	0.00
39	Ujivan Financial Services	0	0.00	0.00	0.00	0.00	0.00	0.00	0.00	0.00
40	Utkarsh Micro Finance	0	0.00	0.00	0.00	0.00	0.00	0.00	0.00	0.00
41	IDFC Bank	0	0.00	0.00	0.00	0.00	0.00	0.00	0.00	0.00
G	Total Private Bank	3	119.65	162.10	281.75	118.45	613.44	1013.64	152.05	1165.69
H	Total All Bank (F+G)	51	4525.90	3312.06	7837.96	2702.70	7553.28	18093.94	2714.10	20808.04

DISTRICT CREDIT PLAN 2018-19

PITHORAGARH

(Rs. In lacs)

S.No.	Name of the Bank	No. of Brs.	FARM SECTOR			NON- FARM SECTOR	OTHER PRIORITY	TOTAL	NON PRIORITY SECTOR	TOTAL
			CROP	TERM	TOTAL					
			TARGETS							
1	State Bank of India	31	4910.00	2237.00	7147.00	1960.00	3308.00	12415.00	7496.00	19911.00
2	Punjab National Bank	4	582.00	139.00	721.00	509.00	611.00	1841.00	442.00	2283.00
3	Bank of Baroda	2	290.00	64.00	354.00	247.00	509.00	1110.00	211.00	1321.00
A	Total Lead Banks	37	5782.00	2440.00	8222.00	2716.00	4428.00	15366.00	8149.00	23515.00
4	Oriental Bank of Comm.	1	275.00	10.00	285.00	145.00	324.00	754.00	233.00	987.00
5	Union Bank of India	5	588.00	144.00	732.00	348.00	737.00	1817.00	464.00	2281.00
6	Canara Bank	1	136.00	43.00	179.00	108.00	190.00	477.00	236.00	713.00
7	Central Bank of India	1	136.00	47.00	183.00	112.00	323.00	618.00	250.00	868.00
8	Punjab & Sind Bank	0	0.00	0.00	0.00	0.00	0.00	0.00	0.00	0.00
9	Allahabad Bank	1	229.00	37.00	266.00	242.00	337.00	845.00	238.00	1083.00
10	UCO Bank	1	98.00	5.00	103.00	101.00	4.00	208.00	192.00	400.00
11	Indian Overseas Bank	1	136.00	5.00	141.00	116.00	7.00	264.00	187.00	451.00
12	Bank of India	2	266.00	36.00	302.00	302.00	335.00	939.00	225.00	1164.00
13	Syndicate Bank	1	98.00	13.00	111.00	192.00	13.00	316.00	412.00	728.00
14	Vijaya Bank	0	0.00	0.00	0.00	0.00	0.00	0.00	0.00	0.00
15	Corporation Bank	0	0.00	0.00	0.00	0.00	0.00	0.00	0.00	0.00
16	Andhra bank	0	0.00	0.00	0.00	0.00	0.00	0.00	0.00	0.00
17	Indian Bank	0	0.00	0.00	0.00	0.00	0.00	0.00	0.00	0.00
18	United Bank of India	0	0.00	0.00	0.00	0.00	0.00	0.00	0.00	0.00
19	Bank of Maharashtra	0	0.00	0.00	0.00	0.00	0.00	0.00	0.00	0.00
20	Dena Bank	0	0.00	0.00	0.00	0.00	0.00	0.00	0.00	0.00
21	IDBI Bank	1	284.00	95.00	379.00	175.00	193.00	747.00	442.00	1189.00
B	Total Non-Lead Banks	15	2246.00	435.00	2681.00	1841.00	2463.00	6985.00	2879.00	9864.00
C	Total N. Banks (A + B)	52	8028.00	2875.00	10903.00	4557.00	6891.00	22351.00	11028.00	33379.00
22	Uttarakhand G.B	30	4823.00	679.00	5502.00	1626.00	2415.00	9543.00	3538.00	13081.00
23	U.P. Gramin Bank	0	0.00	0.00	0.00	0.00	0.00	0.00		0.00
D	Total R.R.B.	30	4823.00	679.00	5502.00	1626.00	2415.00	9543.00	3538.00	13081.00
24	Co-operative Bank	18	5743.00	786.00	6529.00	969.00	1914.00	9412.00	2224.00	11636.00
E	Total Cooperative	18	5743.00	786.00	6529.00	969.00	1914.00	9412.00	2224.00	11636.00
F	Total (C+D+E)	100	18594.00	4340.00	22934.00	7152.00	11220.00	41306.00	16790.00	58096.00
25	Nainital Bank	2	327.00	37.00	364.00	315.00	269.00	948.00	676.00	1624.00
26	Axis Bank	1	98.00	8.00	106.00	129.00	118.00	353.00	121.00	474.00
27	ICICI bank	1	173.00	23.00	196.00	131.00	169.00	496.00	500.00	996.00
28	HDFC Bank	0	0.00	0.00	0.00	0.00	0.00	0.00	0.00	0.00
29	The J & K Bank	0	0.00	0.00	0.00	0.00	0.00	0.00	0.00	0.00
30	Fedral Bank Ltd	0	0.00	0.00	0.00	0.00	0.00	0.00	0.00	0.00
31	IndusInd Bank	0	0.00	0.00	0.00	0.00	0.00	0.00	0.00	0.00
32	The Karnataka bank	0	0.00	0.00	0.00	0.00	0.00	0.00	0.00	0.00
33	The South Indian Bank Ltd	0	0.00	0.00	0.00	0.00	0.00	0.00	0.00	0.00
34	Standard Chartered Bank	0	0.00	0.00	0.00	0.00	0.00	0.00	0.00	0.00
35	Yes Bank	0	0.00	0.00	0.00	0.00	0.00	0.00	0.00	0.00
36	Kotak Mahinda	0	0.00	0.00	0.00	0.00	0.00	0.00	0.00	0.00
37	Bandhan Bank	0	0.00	0.00	0.00	0.00	0.00	0.00	0.00	0.00
38	Janalakshmi Financial Services	0	0.00	0.00	0.00	0.00	0.00	0.00	0.00	0.00
39	Ujivan Financial Services	0	0.00	0.00	0.00	0.00	0.00	0.00	0.00	0.00
40	Utkarsh Micro Finance	0	0.00	0.00	0.00	0.00	0.00	0.00	0.00	0.00
41	IDFC Bank	0	0.00	0.00	0.00	0.00	0.00	0.00	0.00	0.00
G	Total Private Bank	4	598.00	68.00	666.00	575.00	556.00	1797.00	1297.00	3094.00
H	Total All Bank (F+G)	104	19192.00	4408.00	23600.00	7727.00	11776.00	43103.00	18087.00	61190.00

DISTRICT CREDIT PLAN 2018-19

CHAMPAWAT

(Rs. In lacs)

S.No.	Name of the Bank	No. of Brs.	FARM SECTOR			NON- FARM SECTOR	OTHER PRIORITY	TOTAL	NON PRIORITY SECTOR	TOTAL
			CROP	TERM	TOTAL					
			TARGETS							
1	State Bank of India	10	1620.00	370.00	1990.00	1710.00	1305.00	5005.00	1952.00	6957.00
2	Punjab National Bank	3	210.00	350.00	560.00	450.00	465.00	1475.00	590.00	2065.00
3	Bank of Baroda	5	620.00	360.00	980.00	820.00	585.00	2385.00	954.00	3339.00
A	Total Lead Banks	18	2450.00	1080.00	3530.00	2980.00	2355.00	8865.00	3496.00	12361.00
4	Oriental Bank of Comm.	1	60.00	30.00	90.00	80.00	125.00	295.00	118.00	413.00
5	Union Bank of India	3	130.00	140.00	270.00	250.00	225.00	745.00	298.00	1043.00
6	Canara Bank	2	60.00	30.00	90.00	90.00	85.00	265.00	106.00	371.00
7	Central Bank of India	1	50.00	30.00	80.00	80.00	101.00	261.00	105.00	366.00
8	Punjab & Sind Bank	1	120.00	90.00	210.00	90.00	105.00	405.00	120.00	525.00
9	Allahabad Bank	1	50.00	25.00	75.00	80.00	115.00	270.00	108.00	378.00
10	UCO Bank	2	70.00	40.00	110.00	105.00	125.00	340.00	136.00	476.00
11	Indian Overseas Bank	0	0.00	0.00	0.00	0.00	0.00	0.00	0.00	0.00
12	Bank of India	0	0.00	0.00	0.00	0.00	0.00	0.00	0.00	0.00
13	Syndicate Bank	2	40.00	20.00	60.00	80.00	95.00	235.00	94.00	329.00
14	Vijaya Bank	1	40.00	20.00	60.00	70.00	70.00	200.00	80.00	280.00
15	Corporation Bank	0	0.00	0.00	0.00	0.00	0.00	0.00	0.00	0.00
16	Andhra bank	0	0.00	0.00	0.00	0.00	0.00	0.00	0.00	0.00
17	Indian Bank	0	0.00	0.00	0.00	0.00	0.00	0.00	0.00	0.00
18	United Bank of India	0	0.00	0.00	0.00	0.00	0.00	0.00	0.00	0.00
19	Bank of Maharashtra	0	0.00	0.00	0.00	0.00	0.00	0.00	0.00	0.00
20	Dena Bank	0	0.00	0.00	0.00	0.00	0.00	0.00	0.00	0.00
21	IDBI Bank	1	40.00	30.00	70.00	120.00	125.00	315.00	126.00	441.00
B	Total Non-Lead Banks	15	660.00	455.00	1115.00	1045.00	1171.00	3331.00	1291.00	4622.00
C	Total N. Banks (A + B)	33	3110.00	1535.00	4645.00	4025.00	3526.00	12196.00	4787.00	16983.00
22	Uttarakhand G.B	8	1120.00	490.00	1610.00	1250.00	785.00	3645.00	1090.00	4735.00
23	U.P. Gramin Bank	0	0.00	0.00	0.00	0.00	0.00	0.00	0.00	0.00
D	Total R.R.B.	8	1120.00	490.00	1610.00	1250.00	785.00	3645.00	1090.00	4735.00
24	Co-operative Bank	8	1650.00	550.00	2200.00	990.00	750.00	3940.00	0.00	3940.00
E	Total Cooperative	8	1650.00	550.00	2200.00	990.00	750.00	3940.00	0.00	3940.00
F	Total (C+D+E)	49	5880.00	2575.00	8455.00	6265.00	5061.00	19781.00	5877.00	25658.00
25	Nainital Bank	7	727.00	425.00	1152.00	854.00	714.00	2720.00	822.00	3542.00
26	Axis Bank	1	0.00	0.00	0.00	0.00	0.00	0.00	0.00	0.00
27	ICICI bank	0	0.00	0.00	0.00	0.00	0.00	0.00	0.00	0.00
28	HDFC Bank	0	0.00	0.00	0.00	0.00	0.00	0.00	0.00	0.00
29	The J & K Bank	0	0.00	0.00	0.00	0.00	0.00	0.00	0.00	0.00
30	Fedral Bank Ltd	0	0.00	0.00	0.00	0.00	0.00	0.00	0.00	0.00
31	IndusInd Bank	0	0.00	0.00	0.00	0.00	0.00	0.00	0.00	0.00
32	The Karnataka bank	0	0.00	0.00	0.00	0.00	0.00	0.00	0.00	0.00
33	The South Indian Bank Ltd	0	0.00	0.00	0.00	0.00	0.00	0.00	0.00	0.00
34	Standard Chartered Bank	0	0.00	0.00	0.00	0.00	0.00	0.00	0.00	0.00
35	Yes Bank	0	0.00	0.00	0.00	0.00	0.00	0.00	0.00	0.00
36	Kotak Mahinda	0	0.00	0.00	0.00	0.00	0.00	0.00	0.00	0.00
37	Bandhan Bank	0	0.00	0.00	0.00	0.00	0.00	0.00	0.00	0.00
38	Janalakshmi Financial Services	0	0.00	0.00	0.00	0.00	0.00	0.00	0.00	0.00
39	Ujjivan Financial Services	0	0.00	0.00	0.00	0.00	0.00	0.00	0.00	0.00
40	Utkarsh Micro Finance	0	0.00	0.00	0.00	0.00	0.00	0.00	0.00	0.00
41	IDFC Bank	0	0.00	0.00	0.00	0.00	0.00	0.00	0.00	0.00
G	Total Private Bank	8	727.00	425.00	1152.00	854.00	714.00	2720.00	822.00	3542.00
H	Total All Bank (F+G)	57	6607.00	3000.00	9607.00	7119.00	5775.00	22501.00	6699.00	29200.00

DISTRICT CREDIT PLAN 2018-19

NAINITAL

(Rs. In lacs)

S.No.	Name of the Bank	No. of Brs.	FARM SECTOR			NON- FARM SECTOR	OTHER PRIORITY	TOTAL	NON PRIORITY SECTOR	TOTAL
			CROP	TERM	TOTAL					
			TARGETS							
1	State Bank of India	34	3854.68	2613.22	6467.90	28225.71	6047.83	40741.44	44815.58	85557.02
2	Punjab National Bank	17	1126.47	2164.53	3291.00	8426.94	3256.00	14973.94	16471.33	31445.27
3	Bank of Baroda	29	8728.90	6055.93	14784.83	16971.74	5877.59	37634.16	41397.58	79031.74
A	Total Lead Banks	80	13710.05	10833.68	24543.73	53624.39	15181.42	93349.54	102684.49	196034.03
4	Oriental Bank of Comm.	6	459.85	298.15	758.00	1375.28	954.86	3088.14	3396.95	6485.09
5	Union Bank of India	7	172.34	597.92	770.26	1887.04	785.65	3442.95	3787.25	7230.20
6	Canara Bank	5	396.60	179.14	575.74	531.70	504.14	1611.58	1772.74	3384.32
7	Central Bank of India	4	635.09	340.87	975.96	2458.15	913.56	4347.67	4782.44	9130.11
8	Punjab & Sind Bank	3	227.67	121.07	348.74	582.89	514.10	1445.73	1590.30	3036.03
9	Allahabad Bank	6	1061.51	577.92	1639.43	2683.60	1445.45	5768.48	6345.33	12113.81
10	UCO Bank	3	246.28	97.20	343.48	663.48	326.68	1333.64	1467.00	2800.64
11	Indian Overseas Bank	3	250.55	120.27	370.82	574.68	321.17	1266.67	1393.34	2660.01
12	Bank of India	3	272.00	124.05	396.05	772.87	573.96	1742.88	1917.17	3660.05
13	Syndicate Bank	5	58.84	34.46	93.30	176.09	168.19	437.58	481.34	918.92
14	Vijaya Bank	2	75.45	124.03	199.48	1140.92	358.92	1699.32	1869.25	3568.57
15	Corporation Bank	4	350.23	121.53	471.76	380.37	100.88	953.01	1048.31	2001.32
16	Andhra bank	1	25.74	8.96	34.70	253.09	61.56	349.35	384.29	733.64
17	Indian Bank	2	64.00	50.30	114.30	402.81	143.63	660.74	726.81	1387.55
18	United Bank of India	1	4.29	2.13	6.42	20.74	8.20	35.36	38.90	74.26
19	Bank of Maharashtra	0	0.00	0.00	0.00	0.00	0.00	0.00	0.00	0.00
20	Dena Bank	1	57.20	24.81	82.01	184.63	43.91	310.55	341.61	652.16
21	IDBI Bank	5	394.23	203.80	598.03	635.84	173.25	1407.12	1547.83	2954.95
B	Total Non-Lead Banks	61	4751.87	3026.61	7778.48	14724.18	7398.11	29900.77	32890.86	62791.63
C	Total N. Banks (A + B)	141	18461.92	13860.29	32322.21	68348.57	22579.53	123250.31	135575.35	258825.66
22	Uttarakhand G.B	37	7908.94	5710.09	13619.03	7258.26	4119.04	24996.33	27495.96	52492.29
23	U.P. Gramin Bank	0	0.00	0.00	0.00	0.00	0.00	0.00	0.00	0.00
D	Total R.R.B.	37	7908.94	5710.09	13619.03	7258.26	4119.04	24996.33	27495.96	52492.29
24	Co-operative Bank	39	18050.70	7574.49	25625.19	31.14	4281.74	29938.07	32932.00	62870.07
E	Total Cooperative	39	18050.70	7574.49	25625.19	31.14	4281.74	29938.07	32932.00	62870.07
F	Total (C+D+E)	217	44421.56	27144.87	71566.43	75637.97	30980.31	178184.71	196003.31	374188.02
25	Nainital Bank	19	2718.82	2041.28	4760.10	5746.26	2533.62	13039.98	14343.98	27383.96
26	Axis Bank	5	720.87	225.06	945.93	114.28	141.32	1201.53	1321.68	2523.21
27	ICICI bank	4	206.61	173.12	379.73	797.67	365.35	1542.75	1697.03	3239.78
28	HDFC Bank	3	176.93	90.90	267.83	1017.34	339.58	1624.75	1787.23	3411.98
29	The J & K Bank	0	0.00	0.00	0.00	0.00	0.00	0.00	0.00	0.00
30	Fedral Bank Ltd	0	0.00	0.00	0.00	0.00	0.00	0.00	0.00	0.00
31	Indusind Bank	1	0.00	0.00	0.00	0.00	0.00	0.00	0.00	0.00
32	The Karnataka bank	0	0.00	0.00	0.00	0.00	0.00	0.00	0.00	0.00
33	The South Indian Bank Ltd	0	0.00	0.00	0.00	0.00	0.00	0.00	0.00	0.00
34	Standard Chartered Bank	0	0.00	0.00	0.00	0.00	0.00	0.00	0.00	0.00
35	Yes Bank	1	64.44	15.62	80.06	28.97	4.64	113.67	125.04	238.71
36	Kotak Mahinda	1	0.00	0.00	0.00	0.00	0.00	0.00	0.00	0.00
37	Bandhan Bank	1	0.00	0.00	0.00	0.00	0.00	0.00	0.00	0.00
38	Janalakshmi Financial Services	0	0.00	0.00	0.00	0.00	0.00	0.00	0.00	0.00
39	Ujjivan Financial Services	0	0.00	0.00	0.00	0.00	0.00	0.00	0.00	0.00
40	Utkarsh Micro Finance	0	0.00	0.00	0.00	0.00	0.00	0.00	0.00	0.00
41	IDFC Bank	0	0.00	0.00	0.00	0.00	0.00	0.00	0.00	0.00
G	Total Private Bank	35	3887.67	2545.98	6433.65	7704.52	3384.51	17522.68	19274.96	36797.64
H	Total All Bank (F+G)	252	48309.23	29690.85	78000.08	83342.49	34364.82	195707.39	215278.27	410985.66

DISTRICT CREDIT PLAN 2018-19

U S NAGAR

(Rs. In lacs)

S.No.	Name of the Bank	No. of Brs.	FARM SECTOR			NON- FARM SECTOR	OTHER PRIORITY	TOTAL	NON PRIORITY SECTOR	TOTAL
			CROP	TERM	TOTAL					
			TARGETS							
1	State Bank of India	36	66746.69	31980.41	98727.10	41752.19	11516.77	151996.06	1405.04	153401.10
2	Punjab National Bank	25	24371.79	16124.90	40496.69	21244.67	5853.10	67594.46	978.41	68572.87
3	Bank of Baroda	36	39335.56	25485.07	64820.63	22598.94	6548.46	93968.03	1065.34	95033.37
A	Total Lead Banks	97	130454.04	73590.38	204044.42	85595.80	23918.33	313558.55	3448.79	317007.34
4	Oriental Bank of Comm.	11	12429.44	10857.36	23286.80	6967.76	2007.41	32261.97	261.41	32523.38
5	Union Bank of India	10	9234.53	5625.51	14860.04	6056.97	1830.27	22747.28	286.92	23034.20
6	Canara Bank	12	4379.32	4352.01	8731.33	5139.62	1761.33	15632.28	151.41	15783.69
7	Central Bank of India	2	2717.41	1686.10	4403.51	2068.04	460.95	6932.50	114.48	7046.98
8	Punjab & Sind Bank	11	4866.47	2945.72	7812.19	1596.64	1214.53	10623.36	136.73	10760.09
9	Allahabad Bank	9	7816.82	5501.39	13318.21	6843.00	2131.28	22292.49	317.62	22610.11
10	UCO Bank	12	7378.58	5795.64	13174.22	3655.15	1895.48	18724.85	224.28	18949.13
11	Indian Overseas Bank	5	786.47	820.93	1607.40	1492.39	472.81	3572.60	82.62	3655.22
12	Bank of India	4	2469.56	2466.96	4936.52	2833.66	793.33	8563.51	62.26	8625.77
13	Syndicate Bank	8	1097.02	1021.60	2118.62	1136.27	542.56	3797.45	66.46	3863.91
14	Vijaya Bank	2	202.28	242.06	444.34	250.52	50.07	744.93	5.60	750.53
15	Corporation Bank	7	2438.95	2011.63	4450.58	1916.61	730.42	7097.61	154.43	7252.04
16	Andhra bank	4	721.18	758.93	1480.11	647.69	295.33	2423.13	56.31	2479.44
17	Indian Bank	2	306.73	396.36	703.09	813.23	140.34	1656.66	60.02	1716.68
18	United Bank of India	2	359.87	398.20	758.07	685.69	113.67	1557.43	6.84	1564.27
19	Bank of Maharashtra	1	299.09	605.77	904.86	794.57	104.56	1803.99	10.16	1814.15
20	Dena Bank	5	842.35	845.32	1687.67	1325.40	384.38	3397.45	55.09	3452.54
21	IDBI Bank	2	1010.34	858.65	1868.99	1456.23	178.96	3504.18	62.28	3566.46
B	Total Non-Lead Banks	109	59356.41	47190.14	106546.55	45679.44	15107.68	167333.67	2114.92	169448.59
C	Total N. Banks (A + B)	206	189810.45	120780.52	310590.97	131275.24	39026.01	480892.22	5563.71	486455.93
22	Uttarakhand G.B.	20	20251.00	9576.00	29827.00	4839.00	1611.00	36277.00	334.00	36611.00
23	U.P. Gramin Bank	0	0.00	0.00	0.00	0.00	0.00	0.00	0.00	0.00
D	Total R.R.B.	20	20251.00	9576.00	29827.00	4839.00	1611.00	36277.00	334.00	36611.00
24	Co-operative Bank	33	54267.00	28334.00	82601.00	88.00	4873.00	87562.00	791.00	88353.00
E	Total Cooperative	33	54267.00	28334.00	82601.00	88.00	4873.00	87562.00	791.00	88353.00
F	Total (C+D+E)	259	264328.45	158690.52	423018.97	136202.24	45510.01	604731.22	6688.71	611419.93
25	Nainital Bank	19	14907.27	10132.85	25040.12	12864.36	3121.69	41026.17	333.00	41359.17
26	Axis Bank	9	9841.63	7402.99	17244.62	5164.83	1536.95	23946.40	192.41	24138.81
27	ICICI bank	8	2002.48	1627.30	3629.78	1621.99	929.50	6181.27	177.84	6359.11
28	HDFC Bank	10	5281.15	6697.63	11978.78	1760.87	758.22	14497.87	116.57	14614.44
29	The J & K Bank	0	0.00	0.00	0.00	0.00	0.00	0.00	0.00	0.00
30	Fedral Bank Ltd	0	0.00	0.00	0.00	0.00	0.00	0.00	0.00	0.00
31	IndusInd Bank	1	151.00	129.00	280.00	152.95	54.65	487.60	3.00	490.60
32	The Karnataka bank	1	166.00	103.00	269.00	165.91	54.65	489.56	3.00	492.56
33	The South Indian Bank Ltd	0	0.00	0.00	0.00	0.00	0.00	0.00	0.00	0.00
34	Standard Chartered Bank	0	0.00	0.00	0.00	0.00	0.00	0.00	0.00	0.00
35	Yes Bank	8	532.00	334.00	866.00	397.20	201.37	1464.57	104.00	1568.57
36	Kotak Mahinda	3	1665.00	1507.00	3172.00	817.39	357.67	4347.06	24.00	4371.06
37	Bandhan Bank	6	37.00	89.00	126.00	29.63	13.51	169.14	4.00	173.14
38	Janalakshmi Financial Services	0	0.00	0.00	0.00	0.00	0.00	0.00	0.00	0.00
39	Ujjivan Financial Services	0	0.00	0.00	0.00	0.00	0.00	0.00	0.00	0.00
40	Utkarsh Micro Finance	1	40.00	20.00	60.00	10.00	4.00	74.00	3.00	77.00
41	IDFC Bank	0	0.00	0.00	0.00	0.00	0.00	0.00	0.00	0.00
G	Total Private Bank	66	34623.53	28042.77	62666.30	22985.13	7032.21	92683.64	960.82	93644.46
H	Total All Bank (F+G)	325	298951.98	186733.29	485685.27	159187.37	52542.22	697414.86	7649.53	705064.39

ANNUAL CREDIT PLAN 2018-19

UTTARAKHAND STATE

(Rs. In lacs)

S.No.	Name of the Bank	No. of Brs.	FARM SECTOR			NON- FARM SECTOR	OTHER PRIORITY	TOTAL	NON PRIORITY SECTOR	TOTAL
			CROP	TERM	TOTAL					
			TARGETS							
1	State Bank of India	435	126745.88	67848.54	194594.42	150198.25	70272.98	415065.65	100079.48	515145.13
2	Punjab National Bank	250	73025.23	41027.81	114053.04	103130.03	38518.90	255701.97	60235.23	315937.20
3	Bank of Baroda	122	57098.04	36274.43	93372.47	80609.69	21193.77	195175.94	51277.12	246453.06
A	Total Lead Banks	807	256869.15	145150.79	402019.94	333937.97	129985.66	865943.56	211591.83	1077535.39
4	Oriental Bank of Comm.	78	24476.94	16255.26	40732.19	25232.69	13422.22	79387.11	12975.24	92362.35
5	Union Bank of India	85	21757.56	11768.63	33526.19	24679.20	17463.69	75669.08	14068.18	89737.26
6	Canara Bank	84	14309.57	9428.56	23738.13	20555.08	11338.69	55631.90	11406.93	67038.83
7	Central Bank of India	41	6651.98	3874.09	10526.06	13765.62	6048.61	30340.29	9058.23	39398.52
8	Punjab & Sind Bank	44	10800.69	5776.11	16576.80	14297.67	7937.03	38811.50	5994.05	44805.55
9	Allahabad Bank	42	11385.00	7777.90	19162.90	13342.32	6882.74	39387.96	9607.70	48995.65
10	UCO Bank	57	15932.22	7692.31	23624.53	7608.77	5408.38	36641.68	4411.64	41053.32
11	Indian Overseas Bank	47	14021.10	4884.07	18905.17	13582.93	9325.56	41813.66	11667.52	53481.17
12	Bank of India	35	6685.37	4463.16	11148.53	8757.77	5516.50	25422.79	6535.92	31958.72
13	Syndicate Bank	57	5360.44	2542.40	7902.84	5904.79	4824.55	18632.18	5085.91	23718.09
14	Vijaya Bank	15	1210.46	801.73	2012.19	3123.34	1283.15	6418.68	3239.88	9658.55
15	Corporation Bank	27	3784.11	2532.69	6316.80	3851.25	2059.42	12227.47	2477.77	14705.23
16	Andhra bank	15	2887.72	1503.96	4391.68	4286.28	1810.06	10488.02	2745.60	13233.62
17	Indian Bank	12	2683.86	1079.20	3763.06	2937.14	1789.04	8489.24	3061.86	11551.09
18	United Bank of India	8	1116.16	664.88	1781.04	4012.13	869.32	6662.49	1522.74	8185.23
19	Bank of Maharashtra	5	1063.72	879.36	1943.08	1920.27	824.58	4687.93	1267.16	5955.09
20	Dena Bank	18	2006.68	1592.23	3598.91	4741.53	1482.27	9822.71	2031.73	11854.43
21	IDBI Bank	31	4121.11	2365.82	6486.92	4575.57	3140.74	14203.23	5083.43	19286.66
B	Total Non-Lead Banks	701	150254.70	85882.32	236137.02	177174.35	101426.53	514737.91	112241.47	626979.38
C	Total N. Banks (A + B)	1508	407123.85	231033.10	638156.95	511112.32	231412.19	1380681.47	323833.30	1704514.77
22	Uttarakhand G.B	286	63822.75	36539.60	100362.35	31826.76	30118.48	162307.59	52005.86	214313.45
23	U.P. Gramin Bank	1	342.00	71.53	413.53	229.70	99.50	742.73	272.00	1014.73
D	Total R.R.B.	287	64164.75	36611.13	100775.88	32056.46	30217.98	163050.32	52277.86	215328.18
24	Co-operative Bank	281	175713.76	60275.45	235989.21	13270.96	39980.75	289240.91	53251.45	342492.36
E	Total Cooperative	281	175713.76	60275.45	235989.21	13270.96	39980.75	289240.91	53251.45	342492.36
F	Total (C+D+E)	2076	647002.36	327919.68	974922.04	556439.74	301610.92	1832972.70	429362.61	2262335.31
25	Nainital Bank	75	20759.37	13760.56	34519.93	23039.38	9539.89	67099.20	18883.94	85983.14
26	Axis Bank	39	13682.63	8590.93	22273.56	10267.41	3572.32	36113.29	4382.12	40495.40
27	ICICI bank	33	3777.62	2565.07	6342.69	5080.56	2747.13	14170.38	3986.90	18157.27
28	HDFC Bank	31	9520.21	7933.99	17454.20	6827.51	3319.53	27601.24	5155.83	32757.06
29	The J & K Bank	1	732.00	149.10	881.10	905.70	344.26	2131.06	977.00	3108.06
30	Fedral Bank Ltd	1	0.00	16.30	16.30	100.00	48.43	164.73	200.00	364.73
31	IndusInd Bank	7	883.00	289.72	1172.72	1058.65	360.82	2592.19	930.00	3522.19
32	The Karnataka bank	4	898.00	254.82	1152.82	1051.61	364.19	2568.62	930.00	3498.62
33	The South Indian Bank Ltd	1	0.00	11.22	11.22	30.00	35.34	76.56	250.00	326.56
34	Standard Chartered Bank	1	0.00	5.58	5.58	1.00	23.50	30.08	200.00	230.08
35	Yes Bank	16	1328.44	497.65	1826.09	1236.87	506.19	3569.15	1166.04	4735.19
36	Kotak Mahinda	9	2397.00	1667.18	4064.18	1628.09	660.63	6352.90	951.00	7303.90
37	Bandhan Bank	11	789.00	269.88	1058.88	850.33	359.43	2268.64	831.00	3099.64
38	Janalakshmi Financial Services	3	756.00	145.39	901.39	779.50	268.50	1949.39	777.00	2726.39
39	Ujjivan Financial Services	1	342.00	68.00	410.00	189.50	98.50	698.00	272.00	970.00
40	Utkarsh Micro Finance	4	838.00	201.00	1039.00	761.50	371.50	2172.00	778.03	2950.03
41	IDFC Bank	1	0.00	0.00	0.00	1.00	23.50	24.50	200.00	224.50
G	Total Private Bank	238	56703.28	36426.38	93129.66	53808.62	22643.64	169581.92	40870.84	210452.76
H	Total All Bank (F+G)	2314	703705.64	364346.05	1068051.70	610248.36	324254.57	2002554.62	470233.45	2472788.08