

उत्तराखंड राज्य  
बैंकों की  
वार्षिक ऋण योजना

Uttarakhand State  
Bank's  
Annual Credit Plan

2017 – 2018



संयोजक / Convenor

भारतीय स्टेट बैंक  
राज्य स्तरीय बैंकर्स समिति  
उत्तराखंड प्रशासनिक कार्यालय  
1, न्यू कैंट रोड, देहरादून  
दूरभाष : 0135-2742555, 2716065  
फैक्स : 0135-2742200



STATE BANK OF INDIA  
State Level Bankers Committee  
Administrative Office  
1, New Cantt. Road, Dehradun  
Phone : 0135-2742555, 2716065  
Fax : 0135-2742200

Website : [www.slbcuttarakhand.com](http://www.slbcuttarakhand.com)



## UTTARAKHAND AT A GLANCE

### **State Profile**

Area	: 53484 Sq. Km.
Districts	: 13
Tehsils	: 78
Development Blocks	: 95
Village Panchayats	: 7541
Number of Villages	: 16826
Towns	: 84
Population (2011 Census)	: 1,01,16,752
Males	: 51,54,178
Females	: 49,62,574
Sex Ratio (females/1000 males)	: 963
Density of Population (Persons/Square Km)	: 189
Urban Population %	: 30.55 % (29.91 lacs)
Rural Population %	: 69.45 % (70.26 lacs)
Literacy Rate in %	: 79.63
Male Literacy in %	: 88.33
Male Literacy in numbers	: 39,30,174
Female Literacy in %	: 70.70
Female Literacy in numbers	: 30,67,259
Net Sown Area	: 7.67 lacs hectares (13.5% against National average of 43.37%)
Net Irrigated Area	: 3.43 lacs hectares
(Share of plains in net irrigated area is 85.83% and that of hilly areas is 14.17%)	
Average size of land holding	: 0.95 ha against national average of 1.57 ha

### **Traditional Industries of the state:**

- Handicrafts
- Handlooms
- Wool based industry
- Khadi and village industry
- Waxed based industry

### **Sunrise Industries of the state:**

- Tourism and Adventure Sports
- Agro based and food processing industry
- Floriculture/Horticulture/Medicinal and Aromatic Plants,
- Organic farming Biotechnology

There is also a potential to develop tea industry, forest based industry and information technology and recreation and entertainment industry.

## Introduction

The total geographical area of Uttarakhand has been divided into four main Physiographic zones:

<b>Zone</b>	<b>Crops Grown</b>
Tropical - Zone A up to 1000 mtrs	Paddy, Wheat, Sugarcane, Maize, Mango, Litchi, Pulses & Oilseeds
Sub Tropical - Zone B up to 1000-1500 mtrs	Paddy, Wheat, Mandua & Pulses.
Cool Temperate - Zone C up to 1500-2400 mtrs	Kharif Crops, Horticulture, Floriculture, Medicinal & Aromatic Plants
Alpine - Zone D Above 2400 mtrs	Pastures, Alpine meadows Rare herbs

## Banking Network and Business

The banking network and business in the state as on 31st March 2017 are as under:

(₹ in Crores)

<b>Sr. No</b>	<b>Banks</b>	<b>Nos</b>	<b>No. of Branches</b>	<b>Rural Area Branches</b>	<b>Deposits</b>	<b>Advances</b>	<b>C:D Ratio</b>
1	Public Sector	21	1507	682	86360	40365	47
2	Private Sector	13	205	48	10996	8183	74
3	RRBs	2	287	230	4145	1988	48
4	Coop Banks	1	270	156	7762	4799	62
5	RIDF					5216	0
	<b>Total</b>	<b>37</b>	<b>2269</b>	<b>1116</b>	<b>109263</b>	<b>60551</b>	<b>55</b>

➤ Land Holding: Distribution of Land Holding:

Classification of Land holding	Holding		Area		Average size of land holding (in ha)
	Nos (in '000)	% to Total	Ha (in '000)	% to Total	
≤ 1 Ha	628	70.48	242	28.8	0.39
>1 Ha ≤ 2 Ha	159	17.85	221	26.2	1.38
>2 Ha ≤ 5 Ha	104	11.7	380	45	3.65
>5 Ha					
<b>Total</b>	<b>891</b>	<b>100.0</b>	<b>843</b>	<b>100.0</b>	<b>0.95</b>

Uttarakhand remains a low productivity agriculture dominated economy. The hilly areas of state is also crises crossed by fragmented small land holdings generating negligible or no surplus leading to constraints in the use of innovative methods. The development programme, therefore, need to focus on areas of rapid industrialization and improvement in agriculture yield prices and improvement in infrastructure.

Population density is very low in hilly areas vis-à-vis plain area of state, which leads to difficulty in implementing development programs. The state remains primarily an agricultural state with contribution of agriculture of GSDP at 22.4% and about 78% of population is dependent on it. As most of the agriculture in hilly region of Uttarakhand of subsistence type. Scope for diversification in future is constrained by forests that cover most of the fertile area.

**AGRICULTURE:**

Considering that agriculture would continue to be significant driver of Annual Credit Plan for the districts, the possibilities of rapid growth in emerging areas like Contract Farming, Processing of Agri Products, Off-season Vegetable growing, Commercial Farming of Medicinal & Aromatic Plant, High Density Fruit Orchard & Floriculture should also be encouraged.

As per the vision of Govt. of India for doubling of farmers' income upto 2022, Lead District Managers & Bank's branches should focus to achieve their Annual Credit Plan 2017-18 to maximize the sanctioning of advances for agriculture segment and SME sector. They should also focus on Micro Finance and SHGs opportunities for Farm Sector & Non Farm Sector activities in rural areas. Rural entrepreneurs should be given adequate opportunities to take up allied activities, food processing and other small business activities to generate rural employment and livelihood.

**State Agriculture Policy (2011) - Emphasis on Special Agriculture Zones**

The State Govt. under its new Agriculture policy has focused on Special Agriculture Zones (SAZs). Under the SAZs, the government proposes to have agro-based units like fisheries, tea gardens, dairy farming and various other agriculture and horticulture activities. For the SAZ, the government has also proposed special incentives like special grants, availability of 24 hour power supply and free soil tests, setting up of special collection and processing centers for the benefit of farmers. The special feature of the SAZ would be voluntary land, consolidation since most of the land holdings in the state are fragmented.

## DISTRICTWISE POTENTIAL ACTIVITIES IDENTIFIED

<b>DISTRICT</b>	<b>POTENTIAL ACTIVITIES</b>
<b>Almora</b>	Fruit Processing, Medical and Herbal Plants, Tourism & Transport
<b>Bageshwar</b>	Weaving & Knitting, Automobile repair, tourism and Transport
<b>Champawat</b>	Fruit Processing, Medicinal & Herbal Plants, Tea processing, Woolen Garments, Tourism and Transport
<b>Chamoli</b>	Horticulture, Handloom, Fruit Processing, Tourism and Transport
<b>Dehradun</b>	Wooden Furniture, Electrical Goods, Fruits & Vegetables processing, Tourism and Transport
<b>Haridwar</b>	Artificial Jewellery, Agro Processing, Cane and Bamboo, Textile, Tourism and Transport
<b>Nainital</b>	Gems Stone Cutting and Polishing, forest based industry, stone crushing, agro/fruit processing, Textile, Tourism & Transport
<b>Pauri</b>	Weaving, Stone Works handicrafts, fruit processing and Transport
<b>Pithoragarh</b>	Medicinal plants and Herbiculture, tea processing, woolen garments, copper works and Transport
<b>Rudraprayag</b>	Wooden Crafts, Fabrication of improved agriculture implements, basket making, Tourism and Transport
<b>Tehri</b>	Sericulture, Stone works, wooden crafts, electrical goods, handloom and Transport
<b>U.S. Nagar</b>	Industries like Heavy Automobiles , Electronic goods, handloom, stone works, agro/fruit processing and Transport
<b>Uttarakashi</b>	Agro/Fruit Processing, Medicinal and herbal plants, Stone/Leather works, Tourism and Transport

## **Initiatives by the State Government**

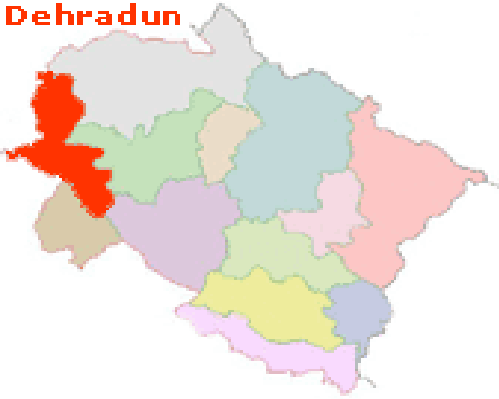
Computerisation of Land Record


Land record of all the 13 districts placed on website [gov.ua.nic.in/devbhoomi](http://gov.ua.nic.in/devbhoomi)

Online creation of charge on Land records by financing bank.

NIC has developed software for state govt. and Banks to create charge on Agricultural land against bank's loan by submitting it. Online to revenue authorities. As of now, it is under review of a committee constituted under Revenue, NIC and Major banks, which will finally go through the various aspects to safeguard the Online Creation of Charge on land record.


# District Credit Plan 2017-18


<b>Name of District- DEHRADUN</b>	<b>Lead Bank- PNB</b>	
	<b>No. of Villages- 718</b>	
	<b>Banking Network of the Districts</b>	<b>Branches</b>
	1. Commercial Banks	423
	2. Regional Rural Banks	44
	3. Co-operative Banks	29
4. Private Banks	52	
<b>5. Total</b>	<b>548</b>	

<b>Name of District- UTTARKASHI</b>	<b>Lead Bank- SBI</b>	
	<b>No. of Villages- 674</b>	
	<b>Banking Network of the Districts</b>	<b>Branches</b>
	1. Commercial Banks	39
	2. Regional Rural Banks	7
	3. Co-operative Banks	16
4. Private Banks	1	
<b>5. Total</b>	<b>63</b>	





# District Credit Plan 2017-18

Name of District- HARDWAR	Lead Bank- PNB												
 <p style="color: red; font-weight: bold; margin-top: 10px;">Hardwar</p>	<b>No. of Villages- 635</b>												
	<table border="1" style="width: 100%; border-collapse: collapse;"> <thead> <tr> <th style="width: 80%;">Banking Network of the Districts</th> <th style="width: 20%;">Branches</th> </tr> </thead> <tbody> <tr> <td>1. Commercial Banks</td> <td style="text-align: right;">207</td> </tr> <tr> <td>2. Regional Rural Banks</td> <td style="text-align: right;">16</td> </tr> <tr> <td>3. Co-operative Banks</td> <td style="text-align: right;">18</td> </tr> <tr> <td>4. Private Banks</td> <td style="text-align: right;">24</td> </tr> <tr> <td><b>5. Total</b></td> <td style="text-align: right;"><b>265</b></td> </tr> </tbody> </table>	Banking Network of the Districts	Branches	1. Commercial Banks	207	2. Regional Rural Banks	16	3. Co-operative Banks	18	4. Private Banks	24	<b>5. Total</b>	<b>265</b>
	Banking Network of the Districts	Branches											
	1. Commercial Banks	207											
	2. Regional Rural Banks	16											
3. Co-operative Banks	18												
4. Private Banks	24												
<b>5. Total</b>	<b>265</b>												


Name of District- TEHRI	Lead Bank- SBI												
 <p style="color: red; font-weight: bold; margin-top: 10px;">Tehri</p>	<b>No. of Villages- 1825</b>												
	<table border="1" style="width: 100%; border-collapse: collapse;"> <thead> <tr> <th style="width: 80%;">Banking Network of the Districts</th> <th style="width: 20%;">Branches</th> </tr> </thead> <tbody> <tr> <td>1. Commercial Banks</td> <td style="text-align: right;">78</td> </tr> <tr> <td>2. Regional Rural Banks</td> <td style="text-align: right;">20</td> </tr> <tr> <td>3. Co-operative Banks</td> <td style="text-align: right;">32</td> </tr> <tr> <td>4. Private Banks</td> <td style="text-align: right;">03</td> </tr> <tr> <td><b>5. Total</b></td> <td style="text-align: right;"><b>133</b></td> </tr> </tbody> </table>	Banking Network of the Districts	Branches	1. Commercial Banks	78	2. Regional Rural Banks	20	3. Co-operative Banks	32	4. Private Banks	03	<b>5. Total</b>	<b>133</b>
	Banking Network of the Districts	Branches											
	1. Commercial Banks	78											
	2. Regional Rural Banks	20											
3. Co-operative Banks	32												
4. Private Banks	03												
<b>5. Total</b>	<b>133</b>												


# District Credit Plan 2017-18

<b>Name of District- PAURI</b>	<b>Lead Bank- SBI</b>	
 <p><b>Pauri</b></p>	<b>No. of Villages- 3137</b>	
	<b>Banking Network of the Districts</b>	<b>Branches</b>
	1. Commercial Banks	120
	2. Regional Rural Banks	41
	3. Co-operative Banks	23
4. Private Banks	11	
<b>5. Total</b>	<b>195</b>	


<b>Name of District- CHAMOLI</b>	<b>Lead Bank- SBI</b>	
 <p><b>Chamoli</b></p>	<b>No. of Villages- 1214</b>	
	<b>Banking Network of the Districts</b>	<b>Branches</b>
	1. Commercial Banks	57
	2. Regional Rural Banks	13
	3. Co-operative Banks	20
4. Private Banks	2	
<b>5. Total</b>	<b>92</b>	


# District Credit Plan 2017-18

<b>Name of District- RUDRAPRAYAG</b>	<b>Lead Bank- SBI</b>	
	<b>No. of Villages- 530</b>	
	<b>Banking Network of the Districts</b>	<b>Branches</b>
	1. Commercial Banks	35
	2. Regional Rural Banks	8
	3. Co-operative Banks	11
4. Private Banks	1	
<b>5. Total</b>	<b>55</b>	

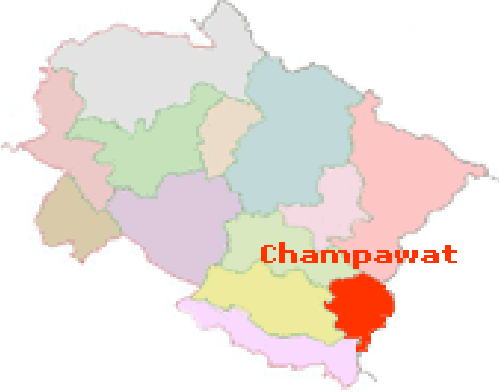
<b>Name of District- ALMORA</b>	<b>Lead Bank- SBI</b>	
	<b>No. of Villages- 2296</b>	
	<b>Banking Network of the Districts</b>	<b>Branches</b>
	1. Commercial Banks	89
	2. Regional Rural Banks	29
	3. Co-operative Banks	21
4. Private Banks	7	
<b>5. Total</b>	<b>146</b>	


# District Credit Plan 2017-18

<b>Name of District- BAGESHWAR</b>	<b>Lead Bank- SBI</b>	
	<b>No. of Villages- 856</b>	
	<b>Banking Network of the Districts</b>	<b>Branches</b>
	1. Commercial Banks	28
	2. Regional Rural Banks	14
	3. Co-operative Banks	5
4. Private Banks	3	
<b>5. Total</b>	<b>50</b>	


<b>Name of District- PITHORAGARH</b>	<b>Lead Bank- SBI</b>	
	<b>No. of Villages- 1579</b>	
	<b>Banking Network of the Districts</b>	<b>Branches</b>
	1. Commercial Banks	52
	2. Regional Rural Banks	30
	3. Co-operative Banks	18
4. Private Banks	4	
<b>5. Total</b>	<b>104</b>	


# District Credit Plan 2017-18

<b>Name of District- CHAMPAWAT</b>	<b>Lead Bank- SBI</b>	
 <p style="color: red; font-weight: bold; margin-top: 10px;">Champawat</p>	<b>No. of Villages- 638</b>	
	<b>Banking Network of the Districts</b>	<b>Branches</b>
	1. Commercial Banks	31
	2. Regional Rural Banks	8
	3. Co-operative Banks	8
	4. Private Banks	7
<b>5. Total</b>	<b>54</b>	

<b>Name of District- NAINITAL</b>	<b>Lead Bank- BOB</b>	
 <p style="color: red; font-weight: bold; margin-top: 10px;">Nainital</p>	<b>No. of Villages- 1075</b>	
	<b>Banking Network of the Districts</b>	<b>Branches</b>
	1. Commercial Banks	138
	2. Regional Rural Banks	37
	3. Co-operative Banks	38
	4. Private Banks	32
<b>5. Total</b>	<b>245</b>	

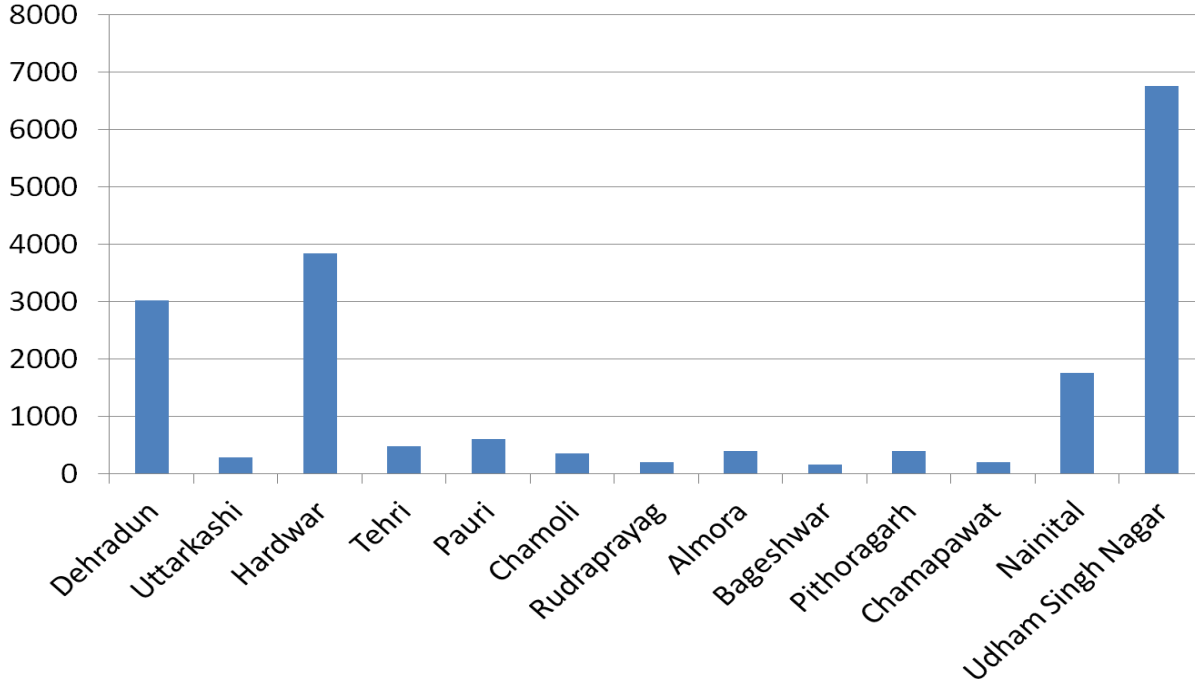
# District Credit Plan 2017-18

Name of District- U S NAGAR	Lead Bank- BOB												
 <p><b>Udhham S. Nagar</b></p>	<b>No. of Villages- 655</b>												
	<table border="1" style="width: 100%; border-collapse: collapse;"> <thead> <tr> <th style="width: 70%;">Banking Network of the Districts</th> <th style="width: 30%;">Branches</th> </tr> </thead> <tbody> <tr> <td>1. Commercial Banks</td> <td style="text-align: center;">210</td> </tr> <tr> <td>2. Regional Rural Banks</td> <td style="text-align: center;">20</td> </tr> <tr> <td>3. Co-operative Banks</td> <td style="text-align: center;">31</td> </tr> <tr> <td>4. Private Banks</td> <td style="text-align: center;">58</td> </tr> <tr> <td><b>5. Total</b></td> <td style="text-align: center;"><b>319</b></td> </tr> </tbody> </table>	Banking Network of the Districts	Branches	1. Commercial Banks	210	2. Regional Rural Banks	20	3. Co-operative Banks	31	4. Private Banks	58	<b>5. Total</b>	<b>319</b>
	Banking Network of the Districts	Branches											
	1. Commercial Banks	210											
	2. Regional Rural Banks	20											
3. Co-operative Banks	31												
4. Private Banks	58												
<b>5. Total</b>	<b>319</b>												

Name of State - Uttarakhand	Lead Bank- SBI/PNB/BOB												
 <p><b>UTTARAKHAND</b></p>	<b>No. of Villages- 15832</b>												
	<table border="1" style="width: 100%; border-collapse: collapse;"> <thead> <tr> <th style="width: 70%;">Banking Network of the Districts</th> <th style="width: 30%;">Branches</th> </tr> </thead> <tbody> <tr> <td>1. Commercial Banks</td> <td style="text-align: center;">1507</td> </tr> <tr> <td>2. Regional Rural Banks</td> <td style="text-align: center;">287</td> </tr> <tr> <td>3. Co-operative Banks</td> <td style="text-align: center;">270</td> </tr> <tr> <td>4. Private Banks</td> <td style="text-align: center;">205</td> </tr> <tr> <td><b>5. Total</b></td> <td style="text-align: center;"><b>2269</b></td> </tr> </tbody> </table>	Banking Network of the Districts	Branches	1. Commercial Banks	1507	2. Regional Rural Banks	287	3. Co-operative Banks	270	4. Private Banks	205	<b>5. Total</b>	<b>2269</b>
	Banking Network of the Districts	Branches											
	1. Commercial Banks	1507											
	2. Regional Rural Banks	287											
3. Co-operative Banks	270												
4. Private Banks	205												
<b>5. Total</b>	<b>2269</b>												

## DISTRICTWISE BREAKUP OF ACP -2017-18

(₹ In Crores)



NAME OF THE DISTRICT	AMOUNT	ACP %
<b>Dehradun</b>	3026.88	16.39
<b>Uttarkashi</b>	285.76	1.55
<b>Hardwar</b>	3837.83	20.78
<b>Tehri</b>	474.20	2.57
<b>Pauri</b>	601.30	3.26
<b>Chamoli</b>	353.91	1.92
<b>Rudraprayag</b>	210.00	1.14
<b>GARHWAL MANDAL</b>	<b>8789.89</b>	<b>47.59</b>
<b>Almora</b>	396.07	2.14
<b>Bageshwar</b>	163.69	0.89
<b>Pithoragarh</b>	400.98	2.17
<b>Chamapawat</b>	207.02	1.12
<b>Nainital</b>	1754.91	9.50
<b>Udham Singh Nagar</b>	6756.25	36.58
<b>KUMAON MANDAL</b>	<b>9678.92</b>	<b>52.41</b>
<b>UTTARAKHAND</b>	<b>18468.80</b>	<b>100.00</b>

## ANNUAL CREDIT PLAN

With the overarching objective of inclusive growth, NABARD prepares Potential Linked Credit Plan (PLPs) for all districts of the State, the Banks and State Govt. work together through the District Credit Committee and mutually draw Annual Credit Plan for all the districts on the basis of Block wise potential mapped out in the PLPs.

Comparison of Potential Linked Credit Plan & Annual Credit Plan in the Last Three years;

(₹ in Crores)

SECTOR	PLP 15-16	ACP 15-16	PLP 16-17	ACP 16-17	PLP 17-18	ACP 17-18
FARM	7107.76	6978.55	8718.75	8563.05	9795.26	9584.27
NON – FARM	3084.60	3043.51	4576.42	4450.74	5890.42	5103.18
OTHER PRIORITY	4551.64	4502.06	3230.65	3371.03	2977.86	3781.35
<b>SUB-TOTAL</b>	<b>14744.00</b>	<b>14524.12</b>	<b>16525.82</b>	<b>16384.82</b>	<b>18663.53</b>	<b>18468.80</b>
NON PRIORITY		1790.10		1895.86		2232.13
<b>TOTAL</b>	<b>14744.00</b>	<b>16314.22</b>	<b>16525.82</b>	<b>18280.68</b>	<b>18663.53</b>	<b>20700.93</b>

Under the financial inclusion, the Banks have taken initiative to promote;

- Opening of bank branches in unbanked areas.
- Enlarging network of banking through Business Correspondent.
- Financial Literacy and Credit Counseling Centres.
- R-SETI (Rural Self Employment and Training Institute).
- Promotion of digital transactions.

## TARGET ACHIEVED BY BANKS UNDER ANNUAL CREDIT PLANS IN THE LAST THREE YEARS

(₹ in Crores)

YEAR	TARGET	ACHIEVEMENT	PERCENTAGE
2014-15	12505.26	10407.50	83%
2015-16	14524.12	12973.51	89%
2016-17	16525.82	12841.49	78%



## SECTOR WISE PLP PROJECTIONS 2017-18

Name of the State : Uttarakhand

(₹ in crores)

Sr. No.	Sector	PLP Projections
<b>1</b>	<b>Crop Loan</b>	<b>6400.86</b>
2	Water Resources	56.44
3	Land Development	32.85
4	Farm Mechanization	455.48
5	Plantation and Horticulture	204.31
6	Forestry and Waste Land Development	18.58
7	AH-Dairy Development	728.57
8	AH-Poultry Development	126.16
9	AH- Sheep/Goat/Piggery Development	96.40
10	Fisheries Development	20.51
11	Storage Godowns/Market Yards	127.71
12	Food and Agro Processing	868.66
13	Others (Agriculture)	658.73
<b>14</b>	<b>Term Loan for Agriculture (2 to 13)</b>	<b>3394.40</b>
<b>15</b>	<b>Total Agriculture Credit (Crop Loan and Term Loan) (1+14)</b>	<b>9795.26</b>
16	Non Farm Sector - Investment Credit	2941.97
17	Non Farm Sector - Working Credit	2948.45
<b>18</b>	<b>NFS-Total (16 to 17)</b>	<b>5890.42</b>
19	Export Loan	26.76
20	Education Loan	484.68
21	Housing Loan	1878.91
22	Renewable Sources of Energy	21.78
23	Others (OPS)	565.73
<b>24</b>	<b>Other Priority Sector-Total (19 to 23)</b>	<b>2977.86</b>
<b>25</b>	<b>Grand Total (15+18+24)</b>	<b>18663.53</b>

# ANNUAL CREDIT PLAN 2017-18

(Rs. In lacs)

S.No.	Name of the District	FARM SECTOR			NON- FARM SECTOR	OTHER PRIORITY SECTOR	TOTAL
		CROP	TERM	TOTAL			
		TARGETS			TARGETS	TARGETS	TARGETS
1	Dehradun	25765	41103	<b>66868</b>	174568	61252	<b>302688</b>
2	Uttarkashi	11179	3234	<b>14413</b>	9262	4901	<b>28576</b>
3	Hardwar	193010	21164	<b>214174</b>	66364	103245	<b>383783</b>
4	Tehri	12524	10246	<b>22770</b>	10184	14466	<b>47420</b>
5	Pauri	5821	7472	<b>13293</b>	6617	40220	<b>60130</b>
6	Chamoli	6536	5301	<b>11837</b>	5032	18522	<b>35391</b>
7	Rudraprayag	5970	850	<b>6820</b>	840	13340	<b>21000</b>
<b>A</b>	<b>Total (GARHWAL)</b>	<b>260806</b>	<b>89370</b>	<b>350176</b>	<b>272867</b>	<b>255945</b>	<b>878988</b>
8	Almora	15133	2738	<b>17871</b>	2610	19126	<b>39607</b>
9	Bageshwar	4254	2705	<b>6959</b>	2585	6825	<b>16369</b>
10	Pithoragarh	18144	4085	<b>22230</b>	5930	11938	<b>40098</b>
11	Chamapawat	6247	2955	<b>9202</b>	4369	7131	<b>20702</b>
12	Nainital	43006	28476	<b>71483</b>	77020	26989	<b>175491</b>
13	Udham Singh Nagar	304861	192184	<b>497045</b>	128400	50181	<b>675625</b>
<b>B</b>	<b>Total (KUMAON)</b>	<b>391645</b>	<b>233144</b>	<b>624789</b>	<b>220914</b>	<b>122189</b>	<b>967892</b>
	<b>Total (A+B)</b>	<b>652451</b>	<b>322514</b>	<b>974965</b>	<b>493780</b>	<b>378135</b>	<b>1846880</b>

# ANNUAL CREDIT PLAN 2017-18

## Total Priority Sector

(Rs. In lacs)

S.No.	Name of the District	Target 14-15	Target 15-16	Target 16-17	Target 17-18
1	Dehradun	190080	227305	271064	302688
2	Uttarkashi	17500	20500	24499	28576
3	Hardwar	197915	254520	316162	383783
4	Tehri	30250	34788	44409	47420
5	Pauri	45458	49942	54661	60130
6	Chamoli	25334	28483	31641	35391
7	Rudraprayag	15627	17853	19030	21000
<b>A</b>	<b>Total (GARHWAL)</b>	<b>522164</b>	<b>633391</b>	<b>761466</b>	<b>878988</b>
8	Almora	33705	35749	38977	39607
9	Bageshwar	12412	13158	14504	16369
10	Pithoragarh	27561	29095	31212	40098
11	Chamapawat	11945	14142	15972	20702
12	Nainital	135329	149356	159401	175491
13	Udham Singh Nagar	507410	577522	616951	675625
<b>B</b>	<b>Total (KUMAON)</b>	<b>728362</b>	<b>819022</b>	<b>877017</b>	<b>967892</b>
	<b>Total (A+B)</b>	<b>1250526</b>	<b>1452413</b>	<b>1638483</b>	<b>1846880</b>

# ANNUAL CREDIT PLAN 2017-18

## FARM SECTOR

(Rs. In lacs)

S.No.	Name of the District	Target 14-15	Target 15-16	Target 16-17	Target 17-18
1	Dehradun	39178	46708	63894	66868
2	Uttarkashi	8400	9834	12245	14413
3	Hardwar	100690	135934	171117	214174
4	Tehri	12134	13915	21255	22770
5	Pauri	10172	11290	12023	13293
6	Chamoli	7139	7728	10569	11837
7	Rudraprayag	4314	4947	5960	6820
<b>A</b>	<b>Total (GARHWAL)</b>	<b>182027</b>	<b>230356</b>	<b>297063</b>	<b>350176</b>
8	Almora	12484	12688	18555	17871
9	Bageshwar	4183	5218	5973	6959
10	Pithoragarh	11161	12060	13430	22230
11	Chamapawat	4365	5067	6294	9202
12	Nainital	41389	51866	62506	71483
13	Udham Singh Nagar	335539	380600	452484	497045
<b>B</b>	<b>Total (KUMAON)</b>	<b>409121</b>	<b>467499</b>	<b>559242</b>	<b>624789</b>
	<b>Total (A+B)</b>	<b>591148</b>	<b>697855</b>	<b>856305</b>	<b>974965</b>

# ANNUAL CREDIT PLAN 2017-18

## NON FARM SECTOR

(Rs. In lacs)

S.No.	Name of the District	Target 14-15	Target 15-16	Target 16-17	Target 17-18
1	Dehradun	49467	78657	161776	174568
2	Uttarkashi	348	414	8135	9262
3	Hardwar	36809	45998	54670	66364
4	Tehri	1244	1044	1104	10184
5	Pauri	5493	5649	6016	6617
6	Chamoli	1190	1882	4499	5032
7	Rudraprayag	518	591	530	840
<b>A</b>	<b>Total (GARHWAL)</b>	<b>95069</b>	<b>134235</b>	<b>236730</b>	<b>272867</b>
8	Almora	2262	2489	2617	2610
9	Bageshwar	2282	1609	2317	2585
10	Pithoragarh	1986	1986	2125	5930
11	Chamapawat	930	1065	4285	4369
12	Nainital	35076	37195	74491	77020
13	Udham Singh Nagar	107411	125772	122509	128400
<b>B</b>	<b>Total (KUMAON)</b>	<b>149947</b>	<b>170116</b>	<b>208344</b>	<b>220914</b>
	<b>Total (A+B)</b>	<b>245016</b>	<b>304351</b>	<b>445074</b>	<b>493780</b>

# ANNUAL CREDIT PLAN 2017-18

## OTHER PRIORITY SECTOR

(Rs. In lacs)

S.No.	Name of the District	Target 14-15	Target 15-16	Target 16-17	Target 17-18
1	Dehradun	101434	101940	45394	61252
2	Uttarkashi	8752	10252	4119	4901
3	Hardwar	60416	72588	90375	103245
4	Tehri	16872	19829	22050	14466
5	Pauri	29792	33003	36622	40220
6	Chamoli	17005	18872	16573	18522
7	Rudraprayag	10795	12316	12540	13340
<b>A</b>	<b>Total (GARHWAL)</b>	<b>245066</b>	<b>268800</b>	<b>227673</b>	<b>255945</b>
8	Almora	18960	20572	17805	19126
9	Bageshwar	5947	6330	6214	6825
10	Pithoragarh	14414	15049	15657	11938
11	Chamapawat	6650	8010	5393	7131
12	Nainital	58864	60295	22405	26989
13	Udham Singh Nagar	64460	71150	41958	50181
<b>B</b>	<b>Total (KUMAON)</b>	<b>169295</b>	<b>181406</b>	<b>109432</b>	<b>122189</b>
	<b>Total (A+B)</b>	<b>414361</b>	<b>450206</b>	<b>337105</b>	<b>378135</b>

## DISTRICT CREDIT PLAN 2017-18

### DEHRADUN

(Rs. In lacs)

S.No.	Name of the Bank	No. of Brs.	FARM SECTOR			NON- FARM SECTOR	OTHER PRIORITY	TOTAL	NON PRIORITY SECTOR	TOTAL
			CROP	TERM	TOTAL					
			TARGETS			TARGETS	TARGETS	TARGETS	TARGETS	TARGETS
1	State Bank of India	93	6029.00	9616.00	15645.00	31967.00	9120.00	56732.00	4735.00	61467.00
2	Punjab National Bank	78	5970.00	9524.00	15494.00	28188.00	7167.00	50849.00	3885.00	54734.00
3	Bank of Baroda	22	1141.00	1821.00	2962.00	14290.00	2621.00	19873.00	623.00	20496.00
<b>A</b>	<b>Total Lead Banks</b>	<b>193</b>	<b>13140.00</b>	<b>20961.00</b>	<b>34101.00</b>	<b>74445.00</b>	<b>18908.00</b>	<b>127454.00</b>	<b>9243.00</b>	<b>136697.00</b>
4	Oriental Bank of Comm.	33	1472.00	2349.00	3821.00	8595.00	5012.00	17428.00	1219.00	18647.00
5	Union Bank of India	23	1122.00	1791.00	2913.00	16647.00	6801.00	26361.00	915.00	27276.00
6	Canara Bank	23	600.00	983.00	1583.00	35807.00	2174.00	39564.00	3072.00	42636.00
7	Central Bank of India	16	412.00	657.00	1069.00	12837.00	1615.00	15521.00	695.00	16216.00
8	Punjab & Sind Bank	20	595.00	950.00	1545.00	5494.00	3561.00	10600.00	1116.00	11716.00
9	Allahabad Bank	12	336.00	535.00	871.00	2566.00	1041.00	4478.00	902.00	5380.00
10	UCO Bank	21	499.00	796.00	1295.00	1230.00	850.00	3375.00	588.00	3963.00
11	Indian Overseas Bank	12	444.00	708.00	1152.00	4256.00	2894.00	8302.00	251.00	8553.00
12	Bank of India	9	195.00	312.00	507.00	1010.00	861.00	2378.00	62.00	2440.00
13	Syndicate Bank	16	53.00	83.00	136.00	506.00	1069.00	1711.00	310.00	2021.00
14	Vijaya Bank	4	32.00	52.00	84.00	643.00	297.00	1024.00	73.00	1097.00
15	Corporation Bank	13	93.00	148.00	241.00	582.00	731.00	1554.00	440.00	1994.00
16	Andhra bank	6	22.00	34.00	56.00	809.00	557.00	1422.00	27.00	1449.00
17	Indian Bank	3	58.00	95.00	153.00	494.00	552.00	1199.00	319.00	1518.00
18	United Bank of India	3	23.00	35.00	58.00	1793.00	618.00	2469.00	266.00	2735.00
19	Bank of Maharashtra	1	15.00	23.00	38.00	258.00	364.00	660.00	100.00	760.00
20	Dena Bank	7	139.00	222.00	361.00	223.00	308.00	892.00	456.00	1348.00
21	IDBI Bank	8	107.00	171.00	278.00	200.00	464.00	942.00	387.00	1329.00
<b>B</b>	<b>Total Non-Lead Banks</b>	<b>230</b>	<b>6217.00</b>	<b>9944.00</b>	<b>16161.00</b>	<b>93950.00</b>	<b>29769.00</b>	<b>139880.00</b>	<b>11198.00</b>	<b>151078.00</b>
<b>C</b>	<b>Total N. Banks (A + B)</b>	<b>423</b>	<b>19357.00</b>	<b>30905.00</b>	<b>50262.00</b>	<b>168395.00</b>	<b>48677.00</b>	<b>267334.00</b>	<b>20441.00</b>	<b>287775.00</b>
22	Uttarakhand G.B	44	2111.00	3368.00	5479.00	1185.00	2554.00	9218.00	767.00	9985.00
23	U.P. Gramin Bank	0	0.00	0.00	0.00	0.00	0.00	0.00	0.00	0.00
<b>D</b>	<b>Total R.R.B.</b>	<b>44</b>	<b>2111.00</b>	<b>3368.00</b>	<b>5479.00</b>	<b>1185.00</b>	<b>2554.00</b>	<b>9218.00</b>	<b>767.00</b>	<b>9985.00</b>
24	Co-operative Bank	29	3472.00	5539.00	9011.00	93.00	7918.00	17022.00	1313.00	18335.00
<b>E</b>	<b>Total Cooperative</b>	<b>29</b>	<b>3472.00</b>	<b>5539.00</b>	<b>9011.00</b>	<b>93.00</b>	<b>7918.00</b>	<b>17022.00</b>	<b>1313.00</b>	<b>18335.00</b>
<b>F</b>	<b>Total (C+D+E)</b>	<b>496</b>	<b>24940.00</b>	<b>39812.00</b>	<b>64752.00</b>	<b>169673.00</b>	<b>59149.00</b>	<b>293574.00</b>	<b>22521.00</b>	<b>316095.00</b>
25	Nainital Bank	9	130.00	206.00	336.00	531.00	505.00	1372.00	73.00	1445.00
26	Axis Bank	10	157.00	246.00	403.00	900.00	361.00	1664.00	229.00	1893.00
27	ICICI bank	12	124.00	196.00	320.00	1277.00	325.00	1922.00	672.00	2594.00
28	HDFC Bank	8	180.00	286.00	466.00	1217.00	409.00	2092.00	277.00	2369.00
29	The J & K Bank	1	25.00	39.00	64.00	140.00	86.00	290.00	82.00	372.00
30	Fedral Bank Ltd	1	28.00	43.00	71.00	120.00	77.00	268.00	73.00	341.00
31	IndusInd Bank	1	44.00	67.00	111.00	137.00	72.00	320.00	88.00	408.00
32	The Karnataka bank	1	28.00	43.00	71.00	67.00	82.00	220.00	88.00	308.00
33	The South Indian Bank Ltd	1	28.00	42.00	70.00	68.00	43.00	181.00	75.00	256.00
34	Standard Chartered Bank	1	0.00	0.00	0.00	54.00	31.00	85.00	42.00	127.00
35	Yes Bank	4	34.00	52.00	86.00	133.00	48.00	267.00	42.00	309.00
36	Kotak Mahinda	2	46.00	71.00	117.00	133.00	21.00	271.00	31.00	302.00
37	Bandhan Bank	1	1.00	0.00	0.00	118.00	43.00	161.00	1.00	162.00
<b>G</b>	<b>Total Private Bank</b>	<b>52</b>	<b>825.00</b>	<b>1291.00</b>	<b>2115.00</b>	<b>4895.00</b>	<b>2103.00</b>	<b>9113.00</b>	<b>1773.00</b>	<b>10886.00</b>
<b>H</b>	<b>Total All Bank (F+G)</b>	<b>548</b>	<b>25765.00</b>	<b>41103.00</b>	<b>66868.00</b>	<b>174568.00</b>	<b>61252.00</b>	<b>302688.00</b>	<b>24294.00</b>	<b>326982.00</b>

## DISTRICT CREDIT PLAN 2017-18

### UTTARKASHI

(Rs. In lacs)

S.No.	Name of the Bank	No. of Brs.	FARM SECTOR			NON- FARM SECTOR	OTHER PRIORITY	TOTAL	NON PRIORITY SECTOR	TOTAL
			CROP	TERM	TOTAL					
			TARGETS			TARGETS	TARGETS	TARGETS	TARGETS	TARGETS
1	State Bank of India	18	3420.00	990.00	4410.00	2835.00	1500.00	8745.00	1890.00	10635.00
2	Punjab National Bank	10	1679.00	483.00	2162.00	1389.00	735.00	4286.00	926.00	5212.00
3	Bank of Baroda	1	223.00	65.00	288.00	185.00	98.00	571.00	123.00	694.00
<b>A</b>	<b>Total Lead Banks</b>	<b>29</b>	<b>5322.00</b>	<b>1538.00</b>	<b>6860.00</b>	<b>4409.00</b>	<b>2333.00</b>	<b>13602.00</b>	<b>2939.00</b>	<b>16541.00</b>
4	Oriental Bank of Comm.	1	246.00	71.00	317.00	204.00	107.00	628.00	136.00	764.00
5	Union Bank of India	3	559.00	162.00	721.00	463.00	245.00	1429.00	309.00	1738.00
6	Canara Bank	1	223.00	65.00	288.00	185.00	98.00	571.00	123.00	694.00
7	Central Bank of India	1	223.00	65.00	288.00	185.00	98.00	571.00	123.00	694.00
8	Punjab & Sind Bank	0	0.00	0.00	0.00	0.00	0.00	0.00	0.00	0.00
9	Allahabad Bank	1	223.00	65.00	288.00	185.00	98.00	571.00	123.00	694.00
10	UCO Bank	1	112.00	32.00	144.00	93.00	49.00	286.00	62.00	348.00
11	Indian Overseas Bank	0	0.00	0.00	0.00	0.00	0.00	0.00	0.00	0.00
12	Bank of India	0	0.00	0.00	0.00	0.00	0.00	0.00	0.00	0.00
13	Syndicate Bank	1	45.00	13.00	58.00	37.00	20.00	115.00	25.00	140.00
14	Vijaya Bank	0	0.00	0.00	0.00	0.00	0.00	0.00	0.00	0.00
15	Corporation Bank	0	0.00	0.00	0.00	0.00	0.00	0.00	0.00	0.00
16	Andhra bank	0	0.00	0.00	0.00	0.00	0.00	0.00	0.00	0.00
17	Indian Bank	0	0.00	0.00	0.00	0.00	0.00	0.00	0.00	0.00
18	United Bank of India	0	0.00	0.00	0.00	0.00	0.00	0.00	0.00	0.00
19	Bank of Maharashtra	0	0.00	0.00	0.00	0.00	0.00	0.00	0.00	0.00
20	Dena Bank	0	0.00	0.00	0.00	0.00	0.00	0.00	0.00	0.00
21	IDBI Bank	1	223.00	65.00	288.00	185.00	98.00	571.00	123.00	694.00
<b>B</b>	<b>Total Non-Lead Banks</b>	<b>10</b>	<b>1854.00</b>	<b>538.00</b>	<b>2392.00</b>	<b>1537.00</b>	<b>813.00</b>	<b>4742.00</b>	<b>1024.00</b>	<b>5766.00</b>
<b>C</b>	<b>Total N. Banks (A + B)</b>	<b>39</b>	<b>7176.00</b>	<b>2076.00</b>	<b>9252.00</b>	<b>5946.00</b>	<b>3146.00</b>	<b>18344.00</b>	<b>3963.00</b>	<b>22307.00</b>
22	Uttarakhand G.B	7	1119.00	323.00	1442.00	926.00	490.00	2858.00	618.00	3476.00
23	U.P. Gramin Bank	0	0.00	0.00	0.00	0.00	0.00	0.00	0.00	0.00
<b>D</b>	<b>Total R.R.B.</b>	<b>7</b>	<b>1119.00</b>	<b>323.00</b>	<b>1442.00</b>	<b>926.00</b>	<b>490.00</b>	<b>2858.00</b>	<b>618.00</b>	<b>3476.00</b>
24	Co-operative Bank	16	2840.00	821.00	3661.00	2353.00	1245.00	7259.00	1569.00	8828.00
<b>E</b>	<b>Total Cooperative</b>	<b>16</b>	<b>2840.00</b>	<b>821.00</b>	<b>3661.00</b>	<b>2353.00</b>	<b>1245.00</b>	<b>7259.00</b>	<b>1569.00</b>	<b>8828.00</b>
<b>F</b>	<b>Total (C+D+E)</b>	<b>62</b>	<b>11135.00</b>	<b>3220.00</b>	<b>14355.00</b>	<b>9225.00</b>	<b>4881.00</b>	<b>28461.00</b>	<b>6150.00</b>	<b>34611.00</b>
25	Nainital Bank	1	44.24	14.12	58.36	37.04	19.76	115.16	25.00	140.16
26	Axis Bank	0	0.00	0.00	0.00	0.00	0.00	0.00	0.00	0.00
27	ICICI bank	0	0.00	0.00	0.00	0.00	0.00	0.00	0.00	0.00
28	HDFC Bank	0	0.00	0.00	0.00	0.00	0.00	0.00	0.00	0.00
29	The J & K Bank	0	0.00	0.00	0.00	0.00	0.00	0.00	0.00	0.00
30	Fedral Bank Ltd	0	0.00	0.00	0.00	0.00	0.00	0.00	0.00	0.00
31	IndusInd Bank	0	0.00	0.00	0.00	0.00	0.00	0.00	0.00	0.00
32	The Karnataka bank	0	0.00	0.00	0.00	0.00	0.00	0.00	0.00	0.00
33	The South Indian Bank Ltd	0	0.00	0.00	0.00	0.00	0.00	0.00	0.00	0.00
34	Standard Chartered Bank	0	0.00	0.00	0.00	0.00	0.00	0.00	0.00	0.00
35	Yes Bank	0	0.00	0.00	0.00	0.00	0.00	0.00	0.00	0.00
36	Kotak Mahinda	0	0.00	0.00	0.00	0.00	0.00	0.00	0.00	0.00
37	Bandhan Bank	0	0.00	0.00	0.00	0.00	0.00	0.00	0.00	0.00
<b>G</b>	<b>Total Private Bank</b>	<b>1</b>	<b>44.24</b>	<b>14.12</b>	<b>58.36</b>	<b>37.04</b>	<b>19.76</b>	<b>115.16</b>	<b>25.00</b>	<b>140.16</b>
<b>H</b>	<b>Total All Bank (F+G)</b>	<b>63</b>	<b>11179.24</b>	<b>3234.12</b>	<b>14413.36</b>	<b>9262.04</b>	<b>4900.76</b>	<b>28576.16</b>	<b>6175.00</b>	<b>34751.16</b>



## DISTRICT CREDIT PLAN 2017-18

### HARDWAR

(Rs. In lacs)

S.No.	Name of the Bank	No. of Brs.	FARM SECTOR			NON- FARM SECTOR	OTHER PRIORITY	TOTAL	NON PRIORITY SECTOR	TOTAL
			CROP	TERM	TOTAL					
			TARGETS			TARGETS	TARGETS	TARGETS	TARGETS	TARGETS
1	State Bank of India	42	44270.00	5040.00	49310.00	15615.05	20446.14	85371.19	22992.00	108363.19
2	Punjab National Bank	49	46170.00	5019.00	51189.00	17676.89	16862.56	85728.45	25450.00	111178.45
3	Bank of Baroda	10	1150.00	100.00	1250.00	1173.70	5079.00	7502.70	25450.00	32952.70
<b>A</b>	<b>Total Lead Banks</b>	<b>101</b>	<b>91590.00</b>	<b>10159.00</b>	<b>101749.00</b>	<b>34465.64</b>	<b>42387.70</b>	<b>178602.34</b>	<b>73892.00</b>	<b>252494.34</b>
4	Oriental Bank of Comm.	17	14933.00	1350.00	16283.00	5435.32	9683.63	31401.95	5016.00	36417.95
5	Union Bank of India	9	2225.00	200.00	2425.00	2007.39	5475.25	9907.64	2033.00	11940.64
6	Canara Bank	11	1350.00	100.00	1450.00	2283.27	4870.25	8603.52	1395.00	9998.52
7	Central Bank of India	5	1350.00	150.00	1500.00	3320.24	4856.94	9677.18	2361.00	12038.18
8	Punjab & Sind Bank	5	2620.00	265.00	2885.00	1387.87	2438.15	6711.02	1452.00	8163.02
9	Allahabad Bank	3	1000.00	100.00	1100.00	897.82	3590.00	5587.82	1766.00	7353.82
10	UCO Bank	5	656.00	100.00	756.00	410.00	1191.00	2357.00	688.00	3045.00
11	Indian Overseas Bank	18	13501.00	1350.00	14851.00	3466.00	5593.00	23910.00	3240.00	27150.00
12	Bank of India	5	200.00	35.00	235.00	1611.00	2057.00	3903.00	1395.00	5298.00
13	Syndicate Bank	7	667.00	100.00	767.00	1453.00	4032.00	6252.00	2520.00	8772.00
14	Vijaya Bank	2	166.00	50.00	216.00	927.00	1196.00	2339.00	1005.00	3344.00
15	Corporation Bank	2	250.00	50.00	300.00	452.00	865.00	1617.00	618.00	2235.00
16	Andhra bank	3	100.00	50.00	150.00	751.00	966.00	1867.00	714.00	2581.00
17	Indian Bank	4	1304.00	125.00	1429.00	1125.00	1465.00	4019.00	1450.00	5469.00
18	United Bank of India	2	200.00	50.00	250.00	722.00	710.00	1682.00	615.00	2297.00
19	Bank of Maharashtra	2	175.00	50.00	225.00	402.00	850.00	1477.00	780.00	2257.00
20	Dena Bank	2	200.00	50.00	250.00	350.00	645.00	1245.00	300.00	1545.00
21	IDBI Bank	4	200.00	50.00	250.00	310.00	850.00	1410.00	400.00	1810.00
<b>B</b>	<b>Total Non-Lead Banks</b>	<b>106</b>	<b>41097.00</b>	<b>4225.00</b>	<b>45322.00</b>	<b>27310.91</b>	<b>51334.22</b>	<b>123967.13</b>	<b>27748.00</b>	<b>151715.13</b>
<b>C</b>	<b>Total N. Banks (A + B)</b>	<b>207</b>	<b>132687.00</b>	<b>14384.00</b>	<b>147071.00</b>	<b>61776.55</b>	<b>93721.92</b>	<b>302569.47</b>	<b>101640.00</b>	<b>404209.47</b>
22	Uttarakhand G.B	15	1725.00	225.00	1950.00	750.00	709.00	3409.00	50.00	3459.00
23	U.P. Gramin Bank	1	1000.00	100.00	1100.00	50.00	100.00	1250.00	25.00	1275.00
<b>D</b>	<b>Total R.R.B.</b>	<b>16</b>	<b>2725.00</b>	<b>325.00</b>	<b>3050.00</b>	<b>800.00</b>	<b>809.00</b>	<b>4659.00</b>	<b>75.00</b>	<b>4734.00</b>
24	Co-operative Bank	18	53019.00	5780.00	58799.00	465.00	2851.00	62115.00	1600.00	63715.00
<b>E</b>	<b>Total Cooperative</b>	<b>18</b>	<b>53019.00</b>	<b>5780.00</b>	<b>58799.00</b>	<b>465.00</b>	<b>2851.00</b>	<b>62115.00</b>	<b>1600.00</b>	<b>63715.00</b>
<b>F</b>	<b>Total (C+D+E)</b>	<b>241</b>	<b>188431.00</b>	<b>20489.00</b>	<b>208920.00</b>	<b>63041.55</b>	<b>97381.92</b>	<b>369343.47</b>	<b>103315.00</b>	<b>472658.47</b>
25	Nainital Bank	3	980.00	125.00	1105.00	817.00	1210.00	3132.00	785.00	3917.00
26	Axis Bank	4	1658.00	200.00	1858.00	565.00	1689.00	4112.00	750.00	4862.00
27	ICICI bank	4	832.00	125.00	957.00	679.00	1668.00	3304.00	725.00	4029.00
28	HDFC Bank	5	832.00	125.00	957.00	650.00	612.00	2219.00	265.00	2484.00
29	The J & K Bank	0	0.00	0.00	0.00	0.00	0.00	0.00	0.00	0.00
30	Fedral Bank Ltd	0	0.00	0.00	0.00	0.00	0.00	0.00	0.00	0.00
31	IndusInd Bank	0	0.00	0.00	0.00	0.00	0.00	0.00	0.00	0.00
32	The Karnataka bank	2	100.00	50.00	150.00	446.00	619.00	1215.00	900.00	2115.00
33	The South Indian Bank Ltd	0	0.00	0.00	0.00	0.00	0.00	0.00	0.00	0.00
34	Standard Chartered Bank	0	0.00	0.00	0.00	0.00	0.00	0.00	0.00	0.00
35	Yes Bank	2	100.00	50.00	150.00	165.00	65.00	380.00	50.00	430.00
36	Kotak Mahinda	2	2.16	0.00	2.16	0.00	0.00	2.16	0.00	2.16
37	Bandhan Bank	2	75.00	0.00	75.00	0.00	0.00	75.00	0.00	75.00
<b>G</b>	<b>Total Private Bank</b>	<b>24</b>	<b>4579.16</b>	<b>675.00</b>	<b>5254.16</b>	<b>3322.00</b>	<b>5863.00</b>	<b>14439.16</b>	<b>3475.00</b>	<b>17914.16</b>
<b>H</b>	<b>Total All Bank (F+G)</b>	<b>265</b>	<b>193010.16</b>	<b>21164.00</b>	<b>214174.16</b>	<b>66363.55</b>	<b>103244.92</b>	<b>383782.63</b>	<b>106790.00</b>	<b>490572.63</b>

## DISTRICT CREDIT PLAN 2017-18

### TEHRI

(Rs. In lacs)

S.No.	Name of the Bank	No. of Brs.	FARM SECTOR			NON- FARM SECTOR	OTHER PRIORITY	TOTAL	NON PRIORITY SECTOR	TOTAL
			CROP	TERM	TOTAL					
			TARGETS			TARGETS	TARGETS	TARGETS	TARGETS	TARGETS
1	State Bank of India	33	2360.00	1931.00	4291.00	3679.90	5226.75	13197.65	3305.41	16503.06
2	Punjab National Bank	16	1202.00	983.00	2185.00	946.25	1344.00	4475.25	1120.00	5595.25
3	Bank of Baroda	2	12.00	10.00	22.00	34.87	49.53	106.40	27.00	133.40
<b>A</b>	<b>Total Lead Banks</b>	<b>51</b>	<b>3574.00</b>	<b>2924.00</b>	<b>6498.00</b>	<b>4661.02</b>	<b>6620.28</b>	<b>17779.30</b>	<b>4452.41</b>	<b>22231.71</b>
4	Oriental Bank of Comm.	1	12.00	10.00	22.00	141.82	201.44	365.26	91.32	456.58
5	Union Bank of India	8	1102.00	901.00	2003.00	753.28	1069.92	3826.20	956.55	4782.75
6	Canara Bank	4	477.00	390.00	867.00	316.19	449.10	1632.29	408.07	2040.36
7	Central Bank of India	2	53.00	43.00	96.00	86.02	122.00	304.02	82.00	386.02
8	Punjab & Sind Bank	0	0.00	0.00	0.00	0.00	0.00	0.00	0.00	0.00
9	Allahabad Bank	1	15.00	12.00	27.00	20.92	30.00	77.92	19.48	97.40
10	UCO Bank	1	0.00	0.00	0.00	20.92	29.72	50.64	12.00	62.64
11	Indian Overseas Bank	1	0.00	0.00	0.00	123.22	175.02	298.24	69.00	367.24
12	Bank of India	2	35.00	29.00	64.00	202.27	287.29	553.56	138.39	691.95
13	Syndicate Bank	5	12.00	10.00	22.00	53.47	75.95	151.42	37.00	188.42
14	Vijaya Bank	0	0.00	0.00	0.00	0.00	0.00	0.00	0.00	0.00
15	Corporation Bank	0	0.00	0.00	0.00	0.00	0.00	0.00	1.00	1.00
16	Andhra bank	0	0.00	0.00	0.00	0.00	0.00	0.00	2.00	2.00
17	Indian Bank	0	0.00	0.00	0.00	0.00	0.00	0.00	3.00	3.00
18	United Bank of India	0	0.00	0.00	0.00	0.00	0.00	0.00	4.00	4.00
19	Bank of Maharashtra	1	0.00	0.00	0.00	30.22	42.93	73.15	19.00	92.15
20	Dena Bank	0		0.00	0.00	0.00	0.00	0.00	0.00	0.00
21	IDBI Bank	1	47.00	39.00	86.00	102.30	145.30	333.60	81.00	414.60
<b>B</b>	<b>Total Non-Lead Banks</b>	<b>27</b>	<b>1753.00</b>	<b>1434.00</b>	<b>3187.00</b>	<b>1850.63</b>	<b>2628.67</b>	<b>7666.30</b>	<b>1923.81</b>	<b>9590.11</b>
<b>C</b>	<b>Total N. Banks (A + B)</b>	<b>78</b>	<b>5327.00</b>	<b>4358.00</b>	<b>9685.00</b>	<b>6511.65</b>	<b>9248.95</b>	<b>25445.60</b>	<b>6376.21</b>	<b>31821.81</b>
22	Uttarakhand G.B	20	2952.00	2415.00	5367.00	1324.28	1880.94	8572.22	2143.00	10715.22
23	U.P. Gramin Bank	0	0.00	0.00	0.00	0.00	0.00	0.00		0.00
<b>D</b>	<b>Total R.R.B.</b>	<b>20</b>	<b>2952.00</b>	<b>2415.00</b>	<b>5367.00</b>	<b>1324.28</b>	<b>1880.94</b>	<b>8572.22</b>	<b>2143.00</b>	<b>10715.22</b>
24	Co-operative Bank	32	4245.00	3473.00	7718.00	2116.16	3005.68	12839.84	3210.00	16049.84
<b>E</b>	<b>Total Cooperative</b>	<b>32</b>	<b>4245.00</b>	<b>3473.00</b>	<b>7718.00</b>	<b>2116.16</b>	<b>3005.68</b>	<b>12839.84</b>	<b>3210.00</b>	<b>16049.84</b>
<b>F</b>	<b>Total (C+D+E)</b>	<b>130</b>	<b>12524.00</b>	<b>10246.00</b>	<b>22770.00</b>	<b>9952.09</b>	<b>14135.57</b>	<b>46857.66</b>	<b>11729.21</b>	<b>58586.87</b>
25	Nainital Bank	2	0.00	0.00	0.00	181.34	257.57	438.91	110.00	548.91
26	Axis Bank	1	0.00	0.00	0.00	0.00	0.00	0.00	0.00	0.00
27	ICICI bank	0	0.00	0.00	0.00	0.00	0.00	0.00	0.00	0.00
28	HDFC Bank	0	0.00	0.00	0.00	51.15	72.65	123.80	31.00	154.80
29	The J & K Bank	0	0.00	0.00	0.00	0.00	0.00	0.00	0.00	0.00
30	Fedral Bank Ltd	0	0.00	0.00	0.00	0.00	0.00	0.00	0.00	0.00
31	IndusInd Bank	0	0.00	0.00	0.00	0.00	0.00	0.00	0.00	0.00
32	The Karnataka bank	0	0.00	0.00	0.00	0.00	0.00	0.00	0.00	0.00
33	The South Indian Bank Ltd	0	0.00	0.00	0.00	0.00	0.00	0.00	0.00	0.00
34	Standard Chartered Bank	0	0.00	0.00	0.00	0.00	0.00	0.00	0.00	0.00
35	Yes Bank	0	0.00	0.00	0.00	0.00	0.00	0.00	0.00	0.00
36	Kotak Mahinda	0	0.00	0.00	0.00	0.00	0.00	0.00	0.00	0.00
37	Bandhan Bank	0	0.00	0.00	0.00	0.00	0.00	0.00	0.00	0.00
<b>G</b>	<b>Total Private Bank</b>	<b>3</b>	<b>0.00</b>	<b>0.00</b>	<b>0.00</b>	<b>232.49</b>	<b>330.22</b>	<b>562.71</b>	<b>141.00</b>	<b>703.71</b>
<b>H</b>	<b>Total All Bank (F+G)</b>	<b>133</b>	<b>12524.00</b>	<b>10246.00</b>	<b>22770.00</b>	<b>10184.58</b>	<b>14465.79</b>	<b>47420.37</b>	<b>11870.21</b>	<b>59290.58</b>

## DISTRICT CREDIT PLAN 2017-18

### PAURI

(Rs. In lacs)

S.No.	Name of the Bank	No. of Brs.	FARM SECTOR			NON- FARM SECTOR	OTHER PRIORITY	TOTAL	NON PRIORITY SECTOR	TOTAL
			CROP	TERM	TOTAL					
			TARGETS			TARGETS	TARGETS	TARGETS	TARGETS	TARGETS
1	State Bank of India	50	1242.00	1665.00	2907.00	1220.00	11340.00	15467.00	5881.70	21348.70
2	Punjab National Bank	20	700.00	850.00	1550.00	1980.00	4000.00	7530.00	1932.70	9462.70
3	Bank of Baroda	3	35.00	25.00	60.00	250.00	450.00	760.00	327.80	1087.80
<b>A</b>	<b>Total Lead Banks</b>	<b>73</b>	<b>1977.00</b>	<b>2540.00</b>	<b>4517.00</b>	<b>3450.00</b>	<b>15790.00</b>	<b>23757.00</b>	<b>8142.20</b>	<b>31899.20</b>
4	Oriental Bank of Comm.	2	35.00	30.00	65.00	140.00	500.00	705.00	192.50	897.50
5	Union Bank of India	4	85.00	50.00	135.00	210.00	1000.00	1345.00	515.90	1860.90
6	Canara Bank	13	440.00	560.00	1000.00	500.00	2200.00	3700.00	1545.50	5245.50
7	Central Bank of India	3	35.00	22.00	57.00	115.00	890.00	1062.00	387.20	1449.20
8	Punjab & Sind Bank	2	20.00	15.00	35.00	40.00	750.00	825.00	128.70	953.70
9	Allahabad Bank	3	95.00	30.00	125.00	90.00	1200.00	1415.00	386.10	1801.10
10	UCO Bank	2	12.00	15.00	27.00	15.00	250.00	292.00	64.90	356.90
11	Indian Overseas Bank	2	12.00	30.00	42.00	30.00	630.00	702.00	192.50	894.50
12	Bank of India	5	165.00	225.00	390.00	210.00	1050.00	1650.00	585.20	2235.20
13	Syndicate Bank	5	50.00	35.00	85.00	55.00	465.00	605.00	386.10	991.10
14	Vijaya Bank	1	10.00	25.00	35.00	20.00	150.00	205.00	100.00	305.00
15	Corporation Bank	0	0.00	0.00	0.00	0.00	0.00	0.00	0.00	0.00
16	Andhra bank	1	10.00	25.00	35.00	25.00	400.00	460.00	100.00	560.00
17	Indian Bank	0	0.00	0.00	0.00	0.00	0.00	0.00	0.00	0.00
18	United Bank of India	0	0.00	0.00	0.00	0.00	0.00	0.00	0.00	0.00
19	Bank of Maharashtra	0	0.00	0.00	0.00	0.00	0.00	0.00	0.00	0.00
20	Dena Bank	2	10.00	25.00	35.00	20.00	150.00	205.00	100.00	305.00
21	IDBI Bank	2	15.36	15.00	30.36	30.00	250.00	310.36	128.70	439.06
<b>B</b>	<b>Total Non-Lead Banks</b>	<b>47</b>	<b>994.36</b>	<b>1102.00</b>	<b>2096.36</b>	<b>1500.00</b>	<b>9885.00</b>	<b>13481.36</b>	<b>4813.30</b>	<b>18294.66</b>
<b>C</b>	<b>Total N. Banks (A + B)</b>	<b>120</b>	<b>2971.36</b>	<b>3642.00</b>	<b>6613.36</b>	<b>4950.00</b>	<b>25675.00</b>	<b>37238.36</b>	<b>12955.50</b>	<b>50193.86</b>
22	Uttarakhand G.B	41	1700.00	2150.00	3850.00	950.00	5700.00	10500.00	1932.70	12432.70
23	U.P. Gramin Bank	0	0.00	0.00	0.00	0.00	0.00	0.00	0.00	0.00
<b>D</b>	<b>Total R.R.B.</b>	<b>41</b>	<b>1700.00</b>	<b>2150.00</b>	<b>3850.00</b>	<b>950.00</b>	<b>5700.00</b>	<b>10500.00</b>	<b>1932.70</b>	<b>12432.70</b>
24	Co-operative Bank	23	1050.00	1500.00	2550.00	500.00	6450.00	9500.00	5154.60	14654.60
<b>E</b>	<b>Total Cooperative</b>	<b>23</b>	<b>1050.00</b>	<b>1500.00</b>	<b>2550.00</b>	<b>500.00</b>	<b>6450.00</b>	<b>9500.00</b>	<b>5154.60</b>	<b>14654.60</b>
<b>F</b>	<b>Total (C+D+E)</b>	<b>184</b>	<b>5721.36</b>	<b>7292.00</b>	<b>13013.36</b>	<b>6400.00</b>	<b>37825.00</b>	<b>57238.36</b>	<b>20042.80</b>	<b>77281.16</b>
25	Nainital Bank	3	60.00	140.00	200.00	132.00	1150.00	1482.00	646.80	2128.80
26	Axis Bank	2	10.00	10.00	20.00	15.00	245.00	280.00	128.70	408.70
27	ICICI bank	3	15.00	15.00	30.00	35.00	500.00	565.00	193.60	758.60
28	HDFC Bank	3	15.00	15.00	30.00	35.00	500.00	565.00	193.60	758.60
29	The J & K Bank	0	0.00	0.00	0.00	0.00	0.00	0.00	0.00	0.00
30	Fedral Bank Ltd	0	0.00	0.00	0.00	0.00	0.00	0.00	0.00	0.00
31	IndusInd Bank	0	0.00	0.00	0.00	0.00	0.00	0.00	0.00	0.00
32	The Karnataka bank	0	0.00	0.00	0.00	0.00	0.00	0.00	0.00	0.00
33	The South Indian Bank Ltd	0	0.00	0.00	0.00	0.00	0.00	0.00	0.00	0.00
34	Standard Chartered Bank	0	0.00	0.00	0.00	0.00	0.00	0.00	0.00	0.00
35	Yes Bank	0	0.00	0.00	0.00	0.00	0.00	0.00	0.00	0.00
36	Kotak Mahinda	0	0.00	0.00	0.00	0.00	0.00	0.00	0.00	0.00
37	Bandhan Bank	0	0.00	0.00	0.00	0.00	0.00	0.00	0.00	0.00
<b>G</b>	<b>Total Private Bank</b>	<b>11</b>	<b>100.00</b>	<b>180.00</b>	<b>280.00</b>	<b>217.00</b>	<b>2395.00</b>	<b>2892.00</b>	<b>1162.70</b>	<b>4054.70</b>
<b>H</b>	<b>Total All Bank (F+G)</b>	<b>195</b>	<b>5821.36</b>	<b>7472.00</b>	<b>13293.36</b>	<b>6617.00</b>	<b>40220.00</b>	<b>60130.36</b>	<b>21205.50</b>	<b>81335.86</b>

## DISTRICT CREDIT PLAN 2017-18

### CHAMOLI

(Rs. In lacs)

S.No.	Name of the Bank	No. of Brs.	FARM SECTOR			NON- FARM SECTOR	OTHER PRIORITY	TOTAL	NON PRIORITY SECTOR	TOTAL
			CROP	TERM	TOTAL					
			TARGETS			TARGETS	TARGETS	TARGETS	TARGETS	TARGETS
1	State Bank of India	26	1130.00	915.00	2045.00	1523.00	6634.00	10202.00	1018.00	11220.00
2	Punjab National Bank	10	235.00	194.00	429.00	322.00	988.00	1739.00	305.00	2044.00
3	Bank of Baroda	2	20.00	12.00	32.00	79.00	241.00	352.00	92.00	444.00
<b>A</b>	<b>Total Lead Banks</b>	<b>38</b>	<b>1385.00</b>	<b>1121.00</b>	<b>2506.00</b>	<b>1924.00</b>	<b>7863.00</b>	<b>12293.00</b>	<b>1415.00</b>	<b>13708.00</b>
4	Oriental Bank of Comm.	1	10.00	6.00	16.00	54.00	121.00	191.00	80.00	271.00
5	Union Bank of India	4	17.00	15.00	32.00	120.00	244.00	396.00	90.00	486.00
6	Canara Bank	2	8.00	1.00	9.00	54.00	48.00	111.00	67.00	178.00
7	Central Bank of India	2	20.00	12.00	32.00	107.00	244.00	383.00	90.00	473.00
8	Punjab & Sind Bank	1	10.00	5.00	15.00	79.00	144.00	238.00	67.00	305.00
9	Allahabad Bank	2	10.00	6.00	16.00	55.00	122.00	193.00	80.00	273.00
10	UCO Bank	1	7.00	1.00	8.00	54.00	17.00	79.00	68.00	147.00
11	Indian Overseas Bank	2	10.00	6.00	16.00	78.00	146.00	240.00	68.00	308.00
12	Bank of India	1	10.00	5.00	15.00	77.00	120.00	212.00	80.00	292.00
13	Syndicate Bank	2	10.00	6.00	16.00	81.00	144.00	241.00	68.00	309.00
14	Vijaya Bank	0	0.00	0.00	0.00	0.00	0.00	0.00	0.00	0.00
15	Corporation Bank	0	0.00	0.00	0.00	0.00	0.00	0.00	0.00	0.00
16	Andhra bank	0	0.00	0.00	0.00	0.00	0.00	0.00	0.00	0.00
17	Indian Bank	0	0.00	0.00	0.00	0.00	0.00	0.00	0.00	0.00
18	United Bank of India	0	0.00	0.00	0.00	0.00	0.00	0.00	0.00	0.00
19	Bank of Maharashtra	0	0.00	0.00	0.00	0.00	0.00	0.00	0.00	0.00
20	Dena Bank	0	0.00	0.00	0.00	0.00	0.00	0.00	0.00	0.00
21	IDBI Bank	1	10.00	5.00	15.00	53.00	120.00	188.00	80.00	268.00
<b>B</b>	<b>Total Non-Lead Banks</b>	<b>19</b>	<b>122.00</b>	<b>68.00</b>	<b>190.00</b>	<b>812.00</b>	<b>1470.00</b>	<b>2472.00</b>	<b>838.00</b>	<b>3310.00</b>
<b>C</b>	<b>Total N. Banks (A + B)</b>	<b>57</b>	<b>1507.00</b>	<b>1189.00</b>	<b>2696.00</b>	<b>2736.00</b>	<b>9333.00</b>	<b>14765.00</b>	<b>2253.00</b>	<b>17018.00</b>
22	Uttarakhand G.B	13	1625.00	1331.00	2956.00	1338.00	1868.00	6162.00	675.00	6837.00
23	U.P. Gramin Bank	0	0.00	0.00	0.00	0.00	0.00	0.00	0.00	0.00
<b>D</b>	<b>Total R.R.B.</b>	<b>13</b>	<b>1625.00</b>	<b>1331.00</b>	<b>2956.00</b>	<b>1338.00</b>	<b>1868.00</b>	<b>6162.00</b>	<b>675.00</b>	<b>6837.00</b>
24	Co-operative Bank	20	3384.00	2770.00	6154.00	838.00	7077.00	14069.00	305.00	14374.00
<b>E</b>	<b>Total Cooperative</b>	<b>20</b>	<b>3384.00</b>	<b>2770.00</b>	<b>6154.00</b>	<b>838.00</b>	<b>7077.00</b>	<b>14069.00</b>	<b>305.00</b>	<b>14374.00</b>
<b>F</b>	<b>Total (C+D+E)</b>	<b>90</b>	<b>6516.00</b>	<b>5290.00</b>	<b>11806.00</b>	<b>4912.00</b>	<b>18278.00</b>	<b>34996.00</b>	<b>3233.00</b>	<b>38229.00</b>
25	Nainital Bank	2	20.00	11.00	31.00	120.00	244.00	395.00	80.00	475.00
26	Axis Bank	0	0.00	0.00	0.00	0.00	0.00	0.00	0.00	0.00
27	ICICI bank	0	0.00	0.00	0.00	0.00	0.00	0.00	0.00	0.00
28	HDFC Bank	0	0.00	0.00	0.00	0.00	0.00	0.00	0.00	0.00
29	The J & K Bank	0	0.00	0.00	0.00	0.00	0.00	0.00	0.00	0.00
30	Fedral Bank Ltd	0	0.00	0.00	0.00	0.00	0.00	0.00	0.00	0.00
31	IndusInd Bank	0	0.00	0.00	0.00	0.00	0.00	0.00	0.00	0.00
32	The Karnataka bank	0	0.00	0.00	0.00	0.00	0.00	0.00	0.00	0.00
33	The South Indian Bank Ltd	0	0.00	0.00	0.00	0.00	0.00	0.00	0.00	0.00
34	Standard Chartered Bank	0	0.00	0.00	0.00	0.00	0.00	0.00	0.00	0.00
35	Yes Bank	0	0.00	0.00	0.00	0.00	0.00	0.00	0.00	0.00
36	Kotak Mahinda	0	0.00	0.00	0.00	0.00	0.00	0.00	0.00	0.00
37	Bandhan Bank	0	0.00	0.00	0.00	0.00	0.00	0.00	0.00	0.00
<b>G</b>	<b>Total Private Bank</b>	<b>2</b>	<b>20.00</b>	<b>11.00</b>	<b>31.00</b>	<b>120.00</b>	<b>244.00</b>	<b>395.00</b>	<b>80.00</b>	<b>475.00</b>
<b>H</b>	<b>Total All Bank (F+G)</b>	<b>92</b>	<b>6536.00</b>	<b>5301.00</b>	<b>11837.00</b>	<b>5032.00</b>	<b>18522.00</b>	<b>35391.00</b>	<b>3313.00</b>	<b>38704.00</b>

## DISTRICT CREDIT PLAN 2017-18

### RUDRAPRAYAG

(Rs. In lacs)

S.No.	Name of the Bank	No. of Brs.	FARM SECTOR			NON- FARM SECTOR	OTHER PRIORITY	TOTAL	NON PRIORITY SECTOR	TOTAL
			CROP	TERM	TOTAL					
			TARGETS			TARGETS	TARGETS	TARGETS	TARGETS	TARGETS
1	State Bank of India	16	1910.00	320.00	2230.00	210.00	4740.00	7180.00	2270.00	9450.00
2	Punjab National Bank	6	480.00	120.00	600.00	60.00	1200.00	1860.00	150.00	2010.00
3	Bank of Baroda	1	120.00	20.00	140.00	10.00	240.00	390.00	20.00	410.00
<b>A</b>	<b>Total Lead Banks</b>	<b>23</b>	<b>2510.00</b>	<b>460.00</b>	<b>2970.00</b>	<b>280.00</b>	<b>6180.00</b>	<b>9430.00</b>	<b>2440.00</b>	<b>11870.00</b>
4	Oriental Bank of Comm.	1	120.00	20.00	140.00	10.00	240.00	390.00	20.00	410.00
5	Union Bank of India	3	240.00	30.00	270.00	30.00	450.00	750.00	60.00	810.00
6	Canara Bank	1	120.00	20.00	140.00	10.00	240.00	390.00	20.00	410.00
7	Central Bank of India	0	0.00	0.00	0.00	0.00	0.00	0.00	0.00	0.00
8	Punjab & Sind Bank	1	120.00	20.00	140.00	10.00	240.00	390.00	20.00	410.00
9	Allahabad Bank	1	120.00	20.00	140.00	10.00	240.00	390.00	20.00	410.00
10	UCO Bank	1	120.00	20.00	140.00	10.00	240.00	390.00	20.00	410.00
11	Indian Overseas Bank	1	120.00	20.00	140.00	10.00	240.00	390.00	20.00	410.00
12	Bank of India	1	120.00	20.00	140.00	10.00	240.00	390.00	20.00	410.00
13	Syndicate Bank	1	120.00	20.00	140.00	10.00	240.00	390.00	20.00	410.00
14	Vijaya Bank	0	0.00	0.00	0.00	0.00	0.00	0.00	0.00	0.00
15	Corporation Bank	0	0.00	0.00	0.00	0.00	0.00	0.00	0.00	0.00
16	Andhra bank	0	0.00	0.00	0.00	0.00	0.00	0.00	0.00	0.00
17	Indian Bank	0	0.00	0.00	0.00	0.00	0.00	0.00	0.00	0.00
18	United Bank of India	0	0.00	0.00	0.00	0.00	0.00	0.00	0.00	0.00
19	Bank of Maharashtra	0	0.00	0.00	0.00	0.00	0.00	0.00	0.00	0.00
20	Dena Bank	0	0.00	0.00	0.00	0.00	0.00	0.00	0.00	0.00
21	IDBI Bank	1	40.00	0.00	40.00	300.00	250.00	590.00	20.00	610.00
<b>B</b>	<b>Total Non-Lead Banks</b>	<b>12</b>	<b>1240.00</b>	<b>190.00</b>	<b>1430.00</b>	<b>410.00</b>	<b>2620.00</b>	<b>4460.00</b>	<b>240.00</b>	<b>4700.00</b>
<b>C</b>	<b>Total N. Banks (A + B)</b>	<b>35</b>	<b>3750.00</b>	<b>650.00</b>	<b>4400.00</b>	<b>690.00</b>	<b>8800.00</b>	<b>13890.00</b>	<b>2680.00</b>	<b>16570.00</b>
22	Uttarakhand G.B	8	800.00	120.00	920.00	80.00	1800.00	2800.00	400.00	3200.00
23	U.P. Gramin Bank	0	0.00	0.00	0.00	0.00	0.00	0.00	0.00	0.00
<b>D</b>	<b>Total R.R.B.</b>	<b>8</b>	<b>800.00</b>	<b>120.00</b>	<b>920.00</b>	<b>80.00</b>	<b>1800.00</b>	<b>2800.00</b>	<b>400.00</b>	<b>3200.00</b>
24	Co-operative Bank	11	1300.00	60.00	1360.00	60.00	2500.00	3920.00	200.00	4120.00
<b>E</b>	<b>Total Cooperative</b>	<b>11</b>	<b>1300.00</b>	<b>60.00</b>	<b>1360.00</b>	<b>60.00</b>	<b>2500.00</b>	<b>3920.00</b>	<b>200.00</b>	<b>4120.00</b>
<b>F</b>	<b>Total (C+D+E)</b>	<b>54</b>	<b>5850.00</b>	<b>830.00</b>	<b>6680.00</b>	<b>830.00</b>	<b>13100.00</b>	<b>20610.00</b>	<b>3280.00</b>	<b>23890.00</b>
25	Nainital Bank	1	120.00	20.00	140.00	10.00	240.00	390.00	20.00	410.00
26	Axis Bank	0	0.00	0.00	0.00	0.00	0.00	0.00	0.00	0.00
27	ICICI bank	0	0.00	0.00	0.00	0.00	0.00	0.00	0.00	0.00
28	HDFC Bank	0	0.00	0.00	0.00	0.00	0.00	0.00	0.00	0.00
29	The J & K Bank	0	0.00	0.00	0.00	0.00	0.00	0.00	0.00	0.00
30	Fedral Bank Ltd	0	0.00	0.00	0.00	0.00	0.00	0.00	0.00	0.00
31	IndusInd Bank	0	0.00	0.00	0.00	0.00	0.00	0.00	0.00	0.00
32	The Karnataka bank	0	0.00	0.00	0.00	0.00	0.00	0.00	0.00	0.00
33	The South Indian Bank Ltd	0	0.00	0.00	0.00	0.00	0.00	0.00	0.00	0.00
34	Standard Chartered Bank	0	0.00	0.00	0.00	0.00	0.00	0.00	0.00	0.00
35	Yes Bank	0	0.00	0.00	0.00	0.00	0.00	0.00	0.00	0.00
36	Kotak Mahinda	0	0.00	0.00	0.00	0.00	0.00	0.00	0.00	0.00
37	Bandhan Bank	0	0.00	0.00	0.00	0.00	0.00	0.00	0.00	0.00
<b>G</b>	<b>Total Private Bank</b>	<b>1</b>	<b>120.00</b>	<b>20.00</b>	<b>140.00</b>	<b>10.00</b>	<b>240.00</b>	<b>390.00</b>	<b>20.00</b>	<b>410.00</b>
<b>H</b>	<b>Total All Bank (F+G)</b>	<b>55</b>	<b>5970.00</b>	<b>850.00</b>	<b>6820.00</b>	<b>840.00</b>	<b>13340.00</b>	<b>21000.00</b>	<b>3300.00</b>	<b>24300.00</b>

## DISTRICT CREDIT PLAN 2017-18

### ALMORA

(Rs. In lacs)

S.No.	Name of the Bank	No. of Brs.	FARM SECTOR			NON- FARM SECTOR	OTHER PRIORITY	TOTAL	NON PRIORITY SECTOR	TOTAL
			CROP	TERM	TOTAL					
			TARGETS			TARGETS	TARGETS	TARGETS	TARGETS	TARGETS
1	State Bank of India	40	4143.00	918.00	5061.00	842.00	7576.00	13479.00	1733.00	15212.00
2	Punjab National Bank	10	888.00	200.00	1088.00	190.00	723.00	2001.00	700.00	2701.00
3	Bank of Baroda	6	410.00	140.00	550.00	140.00	595.00	1285.00	380.00	1665.00
<b>A</b>	<b>Total Lead Banks</b>	<b>56</b>	<b>5441.00</b>	<b>1258.00</b>	<b>6699.00</b>	<b>1172.00</b>	<b>8894.00</b>	<b>16765.00</b>	<b>2813.00</b>	<b>19578.00</b>
4	Oriental Bank of Comm.	3	437.00	73.00	510.00	70.00	490.00	1070.00	110.00	1180.00
5	Union Bank of India	3	296.00	60.00	356.00	58.00	421.00	835.00	55.00	890.00
6	Canara Bank	8	908.00	133.00	1041.00	130.00	642.00	1813.00	88.00	1901.00
7	Central Bank of India	3	475.00	88.00	563.00	85.00	418.00	1066.00	77.00	1143.00
8	Punjab & Sind Bank	0	0.00	0.00	0.00	0.00	0.00	0.00	0.00	0.00
9	Allahabad Bank	1	110.00	60.00	170.00	60.00	234.00	464.00	44.00	508.00
10	UCO Bank	4	490.00	95.00	585.00	95.00	470.00	1150.00	88.00	1238.00
11	Indian Overseas Bank	1	35.00	10.00	45.00	11.00	41.00	97.00	22.00	119.00
12	Bank of India	2	98.00	66.00	164.00	68.00	333.00	565.00	88.00	653.00
13	Syndicate Bank	1	43.00	11.00	54.00	11.00	45.00	110.00	22.00	132.00
14	Vijaya Bank	1	5.00	2.00	7.00	5.00	15.00	27.00	20.00	47.00
15	Corporation Bank	1	45.00	15.00	60.00	16.00	46.00	122.00	20.00	142.00
16	Andhra bank	0	0.00	0.00	0.00	0.00	0.00	0.00	0.00	0.00
17	Indian Bank	1	55.00	25.00	80.00	25.00	181.00	286.00	20.00	306.00
18	United Bank of India	0	0.00	0.00	0.00	0.00	0.00	0.00	0.00	0.00
19	Bank of Maharashtra	0	0.00	0.00	0.00	0.00	0.00	0.00	0.00	0.00
20	Dena Bank	1	25.00	10.00	35.00	10.00	45.00	90.00	20.00	110.00
21	IDBI Bank	3	90.00	40.00	130.00	38.00	185.00	353.00	50.00	403.00
<b>B</b>	<b>Total Non-Lead Banks</b>	<b>33</b>	<b>3112.00</b>	<b>688.00</b>	<b>3800.00</b>	<b>682.00</b>	<b>3566.00</b>	<b>8048.00</b>	<b>724.00</b>	<b>8772.00</b>
<b>C</b>	<b>Total N. Banks (A + B)</b>	<b>89</b>	<b>8553.00</b>	<b>1946.00</b>	<b>10499.00</b>	<b>1854.00</b>	<b>12460.00</b>	<b>24813.00</b>	<b>3537.00</b>	<b>28350.00</b>
22	Uttarakhand G.B	29	2300.00	465.00	2765.00	461.00	3200.00	6426.00	1000.00	7426.00
23	U.P. Gramin Bank	0	0.00	0.00	0.00	0.00	0.00	0.00	0.00	0.00
<b>D</b>	<b>Total R.R.B.</b>	<b>29</b>	<b>2300.00</b>	<b>465.00</b>	<b>2765.00</b>	<b>461.00</b>	<b>3200.00</b>	<b>6426.00</b>	<b>1000.00</b>	<b>7426.00</b>
24	Co-operative Bank	21	3850.00	270.00	4120.00	270.00	2500.00	6890.00	1000.00	7890.00
<b>E</b>	<b>Total Cooperative</b>	<b>21</b>	<b>3850.00</b>	<b>270.00</b>	<b>4120.00</b>	<b>270.00</b>	<b>2500.00</b>	<b>6890.00</b>	<b>1000.00</b>	<b>7890.00</b>
<b>F</b>	<b>Total (C+D+E)</b>	<b>139</b>	<b>14703.00</b>	<b>2681.00</b>	<b>17384.00</b>	<b>2585.00</b>	<b>18160.00</b>	<b>38129.00</b>	<b>5537.00</b>	<b>43666.00</b>
25	Nainital Bank	4	415.00	51.00	466.00	10.00	750.00	1226.00	100.00	1326.00
26	Axis Bank	1	5.00	2.00	7.00	5.00	20.00	32.00	20.00	52.00
27	ICICI bank	1	5.00	2.00	7.00	5.00	98.00	110.00	20.00	130.00
28	HDFC Bank	1	5.00	2.00	7.00	5.00	98.00	110.00	20.00	130.00
29	The J & K Bank	0	0.00	0.00	0.00	0.00	0.00	0.00	0.00	0.00
30	Fedral Bank Ltd	0	0.00	0.00	0.00	0.00	0.00	0.00	0.00	0.00
31	IndusInd Bank	0	0.00	0.00	0.00	0.00	0.00	0.00	0.00	0.00
32	The Karnataka bank	0	0.00	0.00	0.00	0.00	0.00	0.00	0.00	0.00
33	The South Indian Bank Ltd	0	0.00	0.00	0.00	0.00	0.00	0.00	0.00	0.00
34	Standard Chartered Bank	0	0.00	0.00	0.00	0.00	0.00	0.00	0.00	0.00
35	Yes Bank	0	0.00	0.00	0.00	0.00	0.00	0.00	0.00	0.00
36	Kotak Mahinda	0	0.00	0.00	0.00	0.00	0.00	0.00	0.00	0.00
37	Bandhan Bank	0	0.00	0.00	0.00	0.00	0.00	0.00	0.00	0.00
<b>G</b>	<b>Total Private Bank</b>	<b>7</b>	<b>430.00</b>	<b>57.00</b>	<b>487.00</b>	<b>25.00</b>	<b>966.00</b>	<b>1478.00</b>	<b>160.00</b>	<b>1638.00</b>
<b>H</b>	<b>Total All Bank (F+G)</b>	<b>146</b>	<b>15133.00</b>	<b>2738.00</b>	<b>17871.00</b>	<b>2610.00</b>	<b>19126.00</b>	<b>39607.00</b>	<b>5697.00</b>	<b>45304.00</b>

## DISTRICT CREDIT PLAN 2017-18

### BAGESHWAR

(Rs. In lacs)

S.No.	Name of the Bank	No. of Brs.	FARM SECTOR			NON- FARM SECTOR	OTHER PRIORITY	TOTAL	NON PRIORITY SECTOR	TOTAL
			CROP	TERM	TOTAL					
			TARGETS			TARGETS	TARGETS	TARGETS	TARGETS	TARGETS
1	State Bank of India	11	544.67	895.39	1440.06	1180.44	2457.05	5077.55	761.63	5839.18
2	Punjab National Bank	2	117.73	40.33	158.06	99.89	359.99	617.94	92.69	710.64
3	Bank of Baroda	3	193.00	104.67	297.67	110.43	346.89	754.99	113.25	868.24
<b>A</b>	<b>Total Lead Banks</b>	<b>16</b>	<b>855.41</b>	<b>1040.39</b>	<b>1895.80</b>	<b>1390.76</b>	<b>3163.93</b>	<b>6450.49</b>	<b>967.57</b>	<b>7418.06</b>
4	Oriental Bank of Comm.	0	0.00	0.00	0.00	0.00	0.00	0.00	0.00	0.00
5	Union Bank of India	3	111.79	46.64	158.43	99.96	337.13	595.52	89.33	684.85
6	Canara Bank	1	53.01	15.11	68.12	40.36	101.95	210.43	31.56	241.99
7	Central Bank of India	1	58.61	12.61	71.22	9.95	99.97	181.14	27.17	208.31
8	Punjab & Sind Bank	0	0.00	0.00	0.00	0.00	0.00	0.00	0.00	0.00
9	Allahabad Bank	1	58.61	15.11	73.72	7.67	99.90	181.29	27.19	208.48
10	UCO Bank	3	99.95	132.41	232.36	78.89	388.69	699.94	104.99	804.93
11	Indian Overseas Bank	1	33.62	10.07	43.69	23.60	99.59	166.88	25.03	191.91
12	Bank of India	1	33.62	12.61	46.23	22.49	98.96	167.68	25.15	192.83
13	Syndicate Bank	0	0.00	0.00	0.00	0.00	0.00	0.00	0.00	0.00
14	Vijaya Bank	0	0.00	0.00	0.00	0.00	0.00	0.00	0.00	0.00
15	Corporation Bank	0	0.00	0.00	0.00	0.00	0.00	0.00	0.00	0.00
16	Andhra bank	0	0.00	0.00	0.00	0.00	0.00	0.00	0.00	0.00
17	Indian Bank	0	0.00	0.00	0.00	0.00	0.00	0.00	0.00	0.00
18	United Bank of India	0	0.00	0.00	0.00	0.00	0.00	0.00	0.00	0.00
19	Bank of Maharashtra	0	0.00	0.00	0.00	0.00	0.00	0.00	0.00	0.00
20	Dena Bank	0	0.00	0.00	0.00	0.00	0.00	0.00	0.00	0.00
21	IDBI Bank	1	33.73	11.79	45.52	76.14	114.13	235.79	35.37	271.16
<b>B</b>	<b>Total Non-Lead Banks</b>	<b>12</b>	<b>482.94</b>	<b>256.35</b>	<b>739.29</b>	<b>359.06</b>	<b>1340.32</b>	<b>2438.67</b>	<b>365.80</b>	<b>2804.47</b>
<b>C</b>	<b>Total N. Banks (A + B)</b>	<b>28</b>	<b>1338.35</b>	<b>1296.74</b>	<b>2635.09</b>	<b>1749.82</b>	<b>4504.25</b>	<b>8889.16</b>	<b>1333.37</b>	<b>10222.53</b>
22	Uttarakhand G.B	14	835.79	882.77	1718.56	578.36	1011.42	3308.34	496.25	3804.59
23	U.P. Gramin Bank	0	0.00	0.00	0.00	0.00	0.00	0.00	0.00	0.00
<b>D</b>	<b>Total R.R.B.</b>	<b>14</b>	<b>835.79</b>	<b>882.77</b>	<b>1718.56</b>	<b>578.36</b>	<b>1011.42</b>	<b>3308.34</b>	<b>496.25</b>	<b>3804.59</b>
24	Co-operative Bank	5	1967.00	393.47	2360.47	37.49	754.69	3152.65	472.90	3625.55
<b>E</b>	<b>Total Cooperative</b>	<b>5</b>	<b>1967.00</b>	<b>393.47</b>	<b>2360.47</b>	<b>37.49</b>	<b>754.69</b>	<b>3152.65</b>	<b>472.90</b>	<b>3625.55</b>
<b>F</b>	<b>Total (C+D+E)</b>	<b>47</b>	<b>4141.14</b>	<b>2572.98</b>	<b>6714.12</b>	<b>2365.67</b>	<b>6270.36</b>	<b>15350.15</b>	<b>2302.52</b>	<b>17652.67</b>
25	Nainital Bank	3	112.45	132.41	244.86	219.23	554.27	1018.36	152.75	1171.11
26	Axis Bank	0	0.00	0.00	0.00	0.00	0.00	0.00	0.00	0.00
27	ICICI bank	0	0.00	0.00	0.00	0.00	0.00	0.00	0.00	0.00
28	HDFC Bank	0	0.00	0.00	0.00	0.00	0.00	0.00	0.00	0.00
29	The J & K Bank	0	0.00	0.00	0.00	0.00	0.00	0.00	0.00	0.00
30	Fedral Bank Ltd	0	0.00	0.00	0.00	0.00	0.00	0.00	0.00	0.00
31	IndusInd Bank	0	0.00	0.00	0.00	0.00	0.00	0.00	0.00	0.00
32	The Karnataka bank	0	0.00	0.00	0.00	0.00	0.00	0.00	0.00	0.00
33	The South Indian Bank Ltd	0	0.00	0.00	0.00	0.00	0.00	0.00	0.00	0.00
34	Standard Chartered Bank	0	0.00	0.00	0.00	0.00	0.00	0.00	0.00	0.00
35	Yes Bank	0	0.00	0.00	0.00	0.00	0.00	0.00	0.00	0.00
36	Kotak Mahinda	0	0.00	0.00	0.00	0.00	0.00	0.00	0.00	0.00
37	Bandhan Bank	0	0.00	0.00	0.00	0.00	0.00	0.00	0.00	0.00
<b>G</b>	<b>Total Private Bank</b>	<b>3</b>	<b>112.45</b>	<b>132.41</b>	<b>244.86</b>	<b>219.23</b>	<b>554.27</b>	<b>1018.36</b>	<b>152.75</b>	<b>1171.11</b>
<b>H</b>	<b>Total All Bank (F+G)</b>	<b>50</b>	<b>4253.59</b>	<b>2705.39</b>	<b>6958.98</b>	<b>2584.90</b>	<b>6824.63</b>	<b>16368.51</b>	<b>2455.28</b>	<b>18823.79</b>

## DISTRICT CREDIT PLAN 2017-18

### PITHORAGARH

(Rs. In lacs)

S.No.	Name of the Bank	No. of Brs.	FARM SECTOR			NON- FARM SECTOR	OTHER PRIORITY	TOTAL	NON PRIORITY SECTOR	TOTAL
			CROP	TERM	TOTAL					
			TARGETS			TARGETS	TARGETS	TARGETS	TARGETS	TARGETS
1	State Bank of India	31	6819.40	2145.46	8964.86	1531.23	3356.00	13852.09	6815.00	20667.09
2	Punjab National Bank	4	556.60	127.00	683.60	415.00	617.00	1715.60	402.00	2117.60
3	Bank of Baroda	2	278.30	58.00	336.30	220.00	512.00	1068.30	192.00	1260.30
<b>A</b>	<b>Total Lead Banks</b>	<b>37</b>	<b>7654.30</b>	<b>2330.46</b>	<b>9984.76</b>	<b>2166.23</b>	<b>4485.00</b>	<b>16635.99</b>	<b>7409.00</b>	<b>24044.99</b>
4	Oriental Bank of Comm.	1	269.03	7.00	276.03	132.00	326.00	734.03	212.00	946.03
5	Union Bank of India	5	556.60	129.00	685.60	240.00	645.00	1570.60	422.00	1992.60
6	Canara Bank	1	129.87	40.00	169.87	94.00	192.00	455.87	215.00	670.87
7	Central Bank of India	1	129.87	44.00	173.87	98.00	324.00	595.87	228.00	823.87
8	Punjab & Sind Bank	0	0.00	0.00	0.00	0.00	0.00	0.00	0.00	0.00
9	Allahabad Bank	1	32.00	22.00	54.00	28.19	337.61	419.80	300.00	719.80
10	UCO Bank	1	1.00	1.00	2.00	0.00	5.20	7.20	80.00	87.20
11	Indian Overseas Bank	1	3.00	1.00	4.00	0.00	8.84	12.84	113.00	125.84
12	Bank of India	2	259.75	33.00	292.75	278.00	337.00	907.75	205.00	1112.75
13	Syndicate Bank	1	92.47	10.00	102.47	178.00	15.00	295.47	375.00	670.47
14	Vijaya Bank	0	0.00	0.00	0.00	0.00	0.00	0.00	0.00	0.00
15	Corporation Bank	0	0.00	0.00	0.00	0.00	0.00	0.00	0.00	0.00
16	Andhra bank	0	0.00	0.00	0.00	0.00	0.00	0.00	0.00	0.00
17	Indian Bank	0	0.00	0.00	0.00	0.00	0.00	0.00	0.00	0.00
18	United Bank of India	0	0.00	0.00	0.00	0.00	0.00	0.00	0.00	0.00
19	Bank of Maharashtra	0	0.00	0.00	0.00	0.00	0.00	0.00	0.00	0.00
20	Dena Bank	0	0.00	0.00	0.00	0.00	0.00	0.00	0.00	0.00
21	IDBI Bank	1	278.30	92.00	370.30	261.00	195.00	826.30	402.00	1228.30
<b>B</b>	<b>Total Non-Lead Banks</b>	<b>15</b>	<b>1751.89</b>	<b>379.00</b>	<b>2130.89</b>	<b>1309.19</b>	<b>2385.65</b>	<b>5825.73</b>	<b>2552.00</b>	<b>8377.73</b>
<b>C</b>	<b>Total N. Banks (A + B)</b>	<b>52</b>	<b>9406.19</b>	<b>2709.46</b>	<b>12115.65</b>	<b>3475.42</b>	<b>6870.65</b>	<b>22461.72</b>	<b>9961.00</b>	<b>32422.72</b>
22	Uttarakhand G.B	30	4638.36	590.00	5228.36	1220.00	2512.00	8960.36	3217.00	12177.36
23	U.P. Gramin Bank	0	0.00	0.00	0.00	0.00		0.00	0.00	0.00
<b>D</b>	<b>Total R.R.B.</b>	<b>30</b>	<b>4638.36</b>	<b>590.00</b>	<b>5228.36</b>	<b>1220.00</b>	<b>2512.00</b>	<b>8960.36</b>	<b>3217.00</b>	<b>12177.36</b>
24	Co-operative Bank	18	3525.16	730.00	4255.16	725.00	1992.00	6972.16	2022.00	8994.16
<b>E</b>	<b>Total Cooperative</b>	<b>18</b>	<b>3525.16</b>	<b>730.00</b>	<b>4255.16</b>	<b>725.00</b>	<b>1992.00</b>	<b>6972.16</b>	<b>2022.00</b>	<b>8994.16</b>
<b>F</b>	<b>Total (C+D+E)</b>	<b>100</b>	<b>17569.71</b>	<b>4029.46</b>	<b>21599.17</b>	<b>5420.42</b>	<b>11374.65</b>	<b>38394.24</b>	<b>15200.00</b>	<b>53594.24</b>
25	Nainital Bank	2	315.32	31.00	346.32	278.00	272.00	896.32	615.00	1511.32
26	Axis Bank	1	92.47	5.00	97.47	115.00	120.00	332.47	110.00	442.47
27	ICICI bank	1	166.98	20.00	186.98	117.00	171.00	474.98	455.00	929.98
28	HDFC Bank	0	0.00	0.00	0.00	0.00	0.00	0.00	0.00	0.00
29	The J & K Bank	0	0.00	0.00	0.00	0.00	0.00	0.00	0.00	0.00
30	Fedral Bank Ltd	0	0.00	0.00	0.00	0.00	0.00	0.00	0.00	0.00
31	Indusind Bank	0	0.00	0.00	0.00	0.00	0.00	0.00	0.00	0.00
32	The Karnataka bank	0	0.00	0.00	0.00	0.00	0.00	0.00	0.00	0.00
33	The South Indian Bank Ltd	0	0.00	0.00	0.00	0.00	0.00	0.00	0.00	0.00
34	Standard Chartered Bank	0	0.00	0.00	0.00	0.00	0.00	0.00	0.00	0.00
35	Yes Bank	0	0.00	0.00	0.00	0.00	0.00	0.00	0.00	0.00
36	Kotak Mahinda	0	0.00	0.00	0.00	0.00	0.00	0.00	0.00	0.00
37	Bandhan Bank	0	0.00	0.00	0.00	0.00	0.00	0.00	0.00	0.00
<b>G</b>	<b>Total Private Bank</b>	<b>4</b>	<b>574.77</b>	<b>56.00</b>	<b>630.77</b>	<b>510.00</b>	<b>563.00</b>	<b>1703.77</b>	<b>1180.00</b>	<b>2883.77</b>
<b>H</b>	<b>Total All Bank (F+G)</b>	<b>104</b>	<b>18144.48</b>	<b>4085.46</b>	<b>22229.94</b>	<b>5930.42</b>	<b>11937.65</b>	<b>40098.01</b>	<b>16380.00</b>	<b>56478.01</b>



## DISTRICT CREDIT PLAN 2017-18

### CHAMPAWAT

(Rs. In lacs)

S.No.	Name of the Bank	No. of Brs.	FARM SECTOR			NON- FARM SECTOR	OTHER PRIORITY	TOTAL	NON PRIORITY SECTOR	TOTAL
			CROP	TERM	TOTAL					
			TARGETS			TARGETS	TARGETS	TARGETS	TARGETS	TARGETS
1	State Bank of India	9	1611.42	363.16	1974.58	1021.20	1624.03	4619.81	1507.00	6126.81
2	Punjab National Bank	3	191.05	349.48	540.53	258.45	581.83	1380.81	401.00	1781.81
3	Bank of Baroda	5	566.45	262.76	829.21	496.66	728.57	2054.44	503.00	2557.44
<b>A</b>	<b>Total Lead Banks</b>	<b>17</b>	<b>2368.92</b>	<b>975.40</b>	<b>3344.32</b>	<b>1776.31</b>	<b>2934.43</b>	<b>8055.06</b>	<b>2411.00</b>	<b>10466.06</b>
4	Oriental Bank of Comm.	1	47.94	25.35	73.29	56.38	155.82	285.49	74.00	359.49
5	Union Bank of India	3	105.63	135.42	241.05	134.29	283.96	659.30	124.00	783.30
6	Canara Bank	2	32.24	28.77	61.01	39.49	107.38	207.88	220.00	427.88
7	Central Bank of India	1	21.99	35.67	57.66	19.71	126.50	203.87	44.00	247.87
8	Punjab & Sind Bank	1	129.78	87.63	217.41	34.17	132.57	384.15	49.00	433.15
9	Allahabad Bank	1	33.46	26.11	59.57	43.09	129.87	232.53	42.00	274.53
10	UCO Bank	2	27.68	39.97	67.65	72.19	158.93	298.77	84.00	382.77
11	Indian Overseas Bank	0	0.00	0.00	0.00	0.00	0.00	0.00	0.00	0.00
12	Bank of India	0	0.00	0.00	0.00	0.00	0.00	0.00	0.00	0.00
13	Syndicate Bank	1	24.94	21.42	46.36	24.03	122.93	193.32	43.00	236.32
14	Vijaya Bank	1	0.00	0.00	0.00	0.00	0.00	0.00	0.00	0.00
15	Corporation Bank	0	0.00	0.00	0.00	0.00	0.00	0.00	0.00	0.00
16	Andhra bank	0	0.00	0.00	0.00	0.00	0.00	0.00	0.00	0.00
17	Indian Bank	0	0.00	0.00	0.00	0.00	0.00	0.00	0.00	0.00
18	United Bank of India	0	0.00	0.00	0.00	0.00	0.00	0.00	0.00	0.00
19	Bank of Maharashtra	0	0.00	0.00	0.00	0.00	0.00	0.00	0.00	0.00
20	Dena Bank	0	0.00	0.00	0.00	0.00	0.00	0.00	0.00	0.00
21	IDBI Bank	1	32.24	29.62	61.86	88.13	156.85	306.84	57.00	363.84
<b>B</b>	<b>Total Non-Lead Banks</b>	<b>14</b>	<b>455.90</b>	<b>429.96</b>	<b>885.86</b>	<b>511.48</b>	<b>1374.81</b>	<b>2772.15</b>	<b>737.00</b>	<b>3509.15</b>
<b>C</b>	<b>Total N. Banks (A + B)</b>	<b>31</b>	<b>2824.82</b>	<b>1405.36</b>	<b>4230.18</b>	<b>2287.79</b>	<b>4309.24</b>	<b>10827.21</b>	<b>3148.00</b>	<b>13975.21</b>
22	Uttarakhand G.B	8	1087.75	482.69	1570.44	659.63	982.52	3212.59	454.00	3666.59
23	U.P. Gramin Bank	0	0.00	0.00	0.00	0.00	0.00	0.00	0.00	0.00
<b>D</b>	<b>Total R.R.B.</b>	<b>8</b>	<b>1087.75</b>	<b>482.69</b>	<b>1570.44</b>	<b>659.63</b>	<b>982.52</b>	<b>3212.59</b>	<b>454.00</b>	<b>3666.59</b>
24	Co-operative Bank	8	1627.07	586.41	2213.48	763.68	949.27	3926.43	203.00	4129.43
<b>E</b>	<b>Total Cooperative</b>	<b>8</b>	<b>1627.07</b>	<b>586.41</b>	<b>2213.48</b>	<b>763.68</b>	<b>949.27</b>	<b>3926.43</b>	<b>203.00</b>	<b>4129.43</b>
<b>F</b>	<b>Total (C+D+E)</b>	<b>47</b>	<b>5539.64</b>	<b>2474.46</b>	<b>8014.10</b>	<b>3711.10</b>	<b>6241.03</b>	<b>17966.23</b>	<b>3805.00</b>	<b>21771.23</b>
25	Nainital Bank	7	707.68	480.22	1187.90	657.40	890.17	2735.47	493.00	3228.47
26	Axis Bank	0	0.00	0.00	0.00	0.00	0.00	0.00	0.00	0.00
27	ICICI bank	0	0.00	0.00	0.00	0.00	0.00	0.00	0.00	0.00
28	HDFC Bank	0	0.00	0.00	0.00	0.00	0.00	0.00	0.00	0.00
29	The J & K Bank	0	0.00	0.00	0.00	0.00	0.00	0.00	0.00	0.00
30	Fedral Bank Ltd	0	0.00	0.00	0.00	0.00	0.00	0.00	0.00	0.00
31	IndusInd Bank	0	0.00	0.00	0.00	0.00	0.00	0.00	0.00	0.00
32	The Karnataka bank	0	0.00	0.00	0.00	0.00	0.00	0.00	0.00	0.00
33	The South Indian Bank Ltd	0	0.00	0.00	0.00	0.00	0.00	0.00	0.00	0.00
34	Standard Chartered Bank	0	0.00	0.00	0.00	0.00	0.00	0.00	0.00	0.00
35	Yes Bank	0	0.00	0.00	0.00	0.00	0.00	0.00	0.00	0.00
36	Kotak Mahinda	0	0.00	0.00	0.00	0.00	0.00	0.00	0.00	0.00
37	Bandhan Bank	0	0.00	0.00	0.00	0.00	0.00	0.00	0.00	0.00
<b>G</b>	<b>Total Private Bank</b>	<b>7</b>	<b>707.68</b>	<b>480.22</b>	<b>1187.90</b>	<b>657.40</b>	<b>890.17</b>	<b>2735.47</b>	<b>493.00</b>	<b>3228.47</b>
<b>H</b>	<b>Total All Bank (F+G)</b>	<b>54</b>	<b>6247.32</b>	<b>2954.68</b>	<b>9202.00</b>	<b>4368.50</b>	<b>7131.20</b>	<b>20701.70</b>	<b>4298.00</b>	<b>24999.70</b>

## DISTRICT CREDIT PLAN 2017-18

### NAINITAL

(Rs. In lacs)

S.No.	Name of the Bank	No. of Brs.	FARM SECTOR			NON- FARM SECTOR	OTHER PRIORITY	TOTAL	NON PRIORITY SECTOR	TOTAL
			CROP	TERM	TOTAL					
			TARGETS			TARGETS	TARGETS	TARGETS	TARGETS	TARGETS
1	State Bank of India	33	3575.36	2505.84	6081.20	25027.56	4736.80	35845.57	659.18	36504.75
2	Punjab National Bank	16	1064.74	2043.87	3108.61	6980.08	2549.28	12637.97	218.82	12856.78
3	Bank of Baroda	29	7293.33	5567.09	12860.43	16759.11	4581.15	34200.69	606.51	34807.20
<b>A</b>	<b>Total Lead Banks</b>	<b>78</b>	<b>11933.43</b>	<b>10116.80</b>	<b>22050.24</b>	<b>48766.76</b>	<b>11867.23</b>	<b>82684.22</b>	<b>1484.50</b>	<b>84168.73</b>
4	Oriental Bank of Comm.	6	429.86	289.78	719.65	1471.13	746.54	2937.31	52.99	2990.30
5	Union Bank of India	7	178.92	601.93	780.85	2061.79	594.56	3437.19	57.42	3494.62
6	Canara Bank	5	370.27	177.80	548.07	567.65	398.35	1514.07	27.03	1541.09
7	Central Bank of India	4	617.97	338.37	956.34	2416.98	745.18	4118.50	70.43	4188.93
8	Punjab & Sind Bank	3	210.57	120.20	330.77	603.43	389.41	1323.62	21.73	1345.35
9	Allahabad Bank	6	985.13	566.05	1551.18	2842.03	1120.88	5514.09	98.71	5612.80
10	UCO Bank	3	230.53	97.16	327.69	721.53	256.82	1306.04	22.89	1328.93
11	Indian Overseas Bank	3	234.44	118.80	353.24	592.98	245.64	1191.86	19.31	1211.17
12	Bank of India	3	256.82	122.10	378.91	813.66	442.18	1634.75	27.69	1662.44
13	Syndicate Bank	4	54.53	39.98	94.51	186.51	125.52	406.55	6.68	413.22
14	Vijaya Bank	2	77.84	122.27	200.11	1192.85	260.76	1653.71	24.35	1678.06
15	Corporation Bank	4	326.58	121.83	448.40	412.81	82.29	943.51	16.54	960.04
16	Andhra bank	1	26.85	8.45	35.30	281.80	47.98	365.09	6.27	371.36
17	Indian Bank	2	65.90	47.55	113.46	422.55	102.96	638.96	9.43	648.40
18	United Bank of India	1	4.48	2.05	6.53	23.10	6.40	36.03	0.63	36.66
19	Bank of Maharashtra	0	0.00	0.00	0.00	0.00	0.00	0.00	0.00	0.00
20	Dena Bank	1	59.67	23.77	83.44	205.58	34.23	323.25	5.53	328.78
21	IDBI Bank	5	382.06	200.26	582.32	665.72	130.73	1378.77	21.81	1400.57
<b>B</b>	<b>Total Non-Lead Banks</b>	<b>60</b>	<b>4512.42</b>	<b>2998.35</b>	<b>7510.77</b>	<b>15482.09</b>	<b>5730.43</b>	<b>28723.28</b>	<b>489.44</b>	<b>29212.72</b>
<b>C</b>	<b>Total N. Banks (A + B)</b>	<b>138</b>	<b>16445.85</b>	<b>13115.15</b>	<b>29561.00</b>	<b>64248.85</b>	<b>17597.65</b>	<b>111407.51</b>	<b>1973.94</b>	<b>113381.45</b>
22	Uttarakhand G.B	37	7285.33	5404.75	12690.09	5579.25	3265.24	21534.57	354.02	21888.59
23	U.P. Gramin Bank	0	0.00	0.00	0.00	0.00	0.00	0.00	0.00	0.00
<b>D</b>	<b>Total R.R.B.</b>	<b>37</b>	<b>7285.33</b>	<b>5404.75</b>	<b>12690.09</b>	<b>5579.25</b>	<b>3265.24</b>	<b>21534.57</b>	<b>354.02</b>	<b>21888.59</b>
24	Co-operative Bank	38	15797.62	7493.78	23291.40	0.00	3452.55	26743.95	422.42	27166.37
<b>E</b>	<b>Total Cooperative</b>	<b>38</b>	<b>15797.62</b>	<b>7493.78</b>	<b>23291.40</b>	<b>0.00</b>	<b>3452.55</b>	<b>26743.95</b>	<b>422.42</b>	<b>27166.37</b>
<b>F</b>	<b>Total (C+D+E)</b>	<b>213</b>	<b>39528.81</b>	<b>26013.68</b>	<b>65542.49</b>	<b>69828.10</b>	<b>24315.44</b>	<b>159686.03</b>	<b>2750.38</b>	<b>162436.41</b>
25	Nainital Bank	19	2302.38	1977.08	4279.45	5117.44	2030.76	11427.65	188.32	11615.97
26	Axis Bank	4	743.31	212.49	955.80	121.67	105.24	1182.70	18.96	1201.66
27	ICICI bank	4	201.63	167.46	369.09	843.06	279.81	1491.96	25.99	1517.95
28	HDFC Bank	3	171.54	89.38	260.93	1079.26	253.74	1593.92	26.90	1620.82
29	The J & K Bank	0	0.00	0.00	0.00	0.00	0.00	0.00	0.00	0.00
30	Fedral Bank Ltd	0	0.00	0.00	0.00	0.00	0.00	0.00	0.00	0.00
31	IndusInd Bank	0	0.00	0.00	0.00	0.00	0.00	0.00	0.00	0.00
32	The Karnataka bank	0	0.00	0.00	0.00	0.00	0.00	0.00	0.00	0.00
33	The South Indian Bank Ltd	0	0.00	0.00	0.00	0.00	0.00	0.00	0.00	0.00
34	Standard Chartered Bank	0	0.00	0.00	0.00	0.00	0.00	0.00	0.00	0.00
35	Yes Bank	1	58.56	16.28	74.84	30.26	3.95	109.06	1.93	110.98
36	Kotak Mahinda	0	0.00	0.00	0.00	0.00	0.00	0.00	0.00	0.00
37	Bandhan Bank	1	0.00	0.00	0.00	0.00	0.00	0.00	0.00	0.00
<b>G</b>	<b>Total Private Bank</b>	<b>32</b>	<b>3477.42</b>	<b>2462.69</b>	<b>5940.11</b>	<b>7191.69</b>	<b>2673.50</b>	<b>15805.30</b>	<b>262.09</b>	<b>16067.39</b>
<b>H</b>	<b>Total All Bank (F+G)</b>	<b>245</b>	<b>43006.23</b>	<b>28476.37</b>	<b>71482.60</b>	<b>77019.79</b>	<b>26988.94</b>	<b>175491.33</b>	<b>3012.47</b>	<b>178503.80</b>

## DISTRICT CREDIT PLAN 2017-18

### U S NAGAR

(Rs. In lacs)

S.No.	Name of the Bank	No. of Brs.	FARM SECTOR			NON- FARM SECTOR	OTHER PRIORITY	TOTAL	NON PRIORITY SECTOR	TOTAL
			CROP	TERM	TOTAL					
			TARGETS			TARGETS	TARGETS	TARGETS	TARGETS	
1	State Bank of India	41	67945.15	32995.15	100940.30	33815.09	10943.89	145699.28	1184.47	146883.75
2	Punjab National Bank	25	24845.88	16566.32	41412.20	17286.41	5582.42	64281.03	817.61	65098.64
3	Bank of Baroda	36	40157.91	26214.48	66372.39	18479.03	6215.97	91067.39	908.06	91975.45
<b>A</b>	<b>Total Lead Banks</b>	<b>102</b>	<b>132948.94</b>	<b>75775.95</b>	<b>208724.89</b>	<b>69580.53</b>	<b>22742.28</b>	<b>301047.70</b>	<b>2910.14</b>	<b>303957.84</b>
4	Oriental Bank of Comm.	11	12688.17	11168.87	23857.04	5562.08	1919.88	31339.00	257.17	31596.17
5	Union Bank of India	10	9401.06	5778.01	15179.07	4659.08	1729.13	21567.28	282.56	21849.84
6	Canara Bank	12	4488.61	4486.32	8974.93	4144.16	1719.86	14838.95	338.99	15177.94
7	Central Bank of India	2	2803.56	1732.35	4535.91	1618.21	456.58	6610.70	110.39	6721.09
8	Punjab & Sind Bank	11	4994.65	3037.17	8031.82	1265.76	1173.52	10471.10	135.28	10606.38
9	Allahabad Bank	9	7981.80	5642.73	13624.53	5270.14	2018.24	20912.91	310.73	21223.64
10	UCO Bank	12	7544.84	5970.46	13515.30	3013.86	1841.68	18370.84	222.00	18592.84
11	Indian Overseas Bank	5	806.94	846.13	1653.07	1185.95	462.30	3301.32	80.55	3381.87
12	Bank of India	4	2526.81	2540.29	5067.10	2296.34	766.75	8130.19	126.84	8257.03
13	Syndicate Bank	7	1128.06	1050.60	2178.66	910.81	530.62	3620.09	64.48	3684.57
14	Vijaya Bank	2	209.16	248.73	457.89	195.16	49.51	702.56	5.47	708.03
15	Corporation Bank	7	2485.42	2065.17	4550.59	1475.49	695.02	6721.10	152.40	6873.50
16	Andhra bank	4	741.15	782.55	1523.70	514.27	287.54	2325.51	53.96	2379.47
17	Indian Bank	2	317.10	407.45	724.55	632.78	139.16	1496.49	57.47	1553.96
18	United Bank of India	2	372.52	412.95	785.47	528.70	112.97	1427.14	6.84	1433.98
19	Bank of Maharashtra	1	310.00	627.00	937.00	612.57	103.92	1653.49	10.16	1663.65
20	Dena Bank	5	866.33	869.23	1735.56	1047.51	373.74	3156.81	53.11	3209.92
21	IDBI Bank	2	1041.31	881.33	1922.64	1141.60	177.14	3241.38	59.55	3300.93
<b>B</b>	<b>Total Non-Lead Banks</b>	<b>108</b>	<b>60707.49</b>	<b>48547.34</b>	<b>109254.83</b>	<b>36074.47</b>	<b>14557.56</b>	<b>159886.86</b>	<b>2327.95</b>	<b>162214.81</b>
<b>C</b>	<b>Total N. Banks (A + B)</b>	<b>210</b>	<b>193656.43</b>	<b>124323.29</b>	<b>317979.72</b>	<b>105655.00</b>	<b>37299.84</b>	<b>460934.56</b>	<b>5238.09</b>	<b>466172.65</b>
22	Uttarakhand G.B	20	20620.77	9842.79	30463.56	3913.07	1533.17	35909.80	548.76	36458.56
23	U.P. Gramin Bank	0	0.00	0.00	0.00	0.00	0.00	0.00	0.00	0.00
<b>D</b>	<b>Total R.R.B.</b>	<b>20</b>	<b>20620.77</b>	<b>9842.79</b>	<b>30463.56</b>	<b>3913.07</b>	<b>1533.17</b>	<b>35909.80</b>	<b>548.76</b>	<b>36458.56</b>
24	Co-operative Bank	31	55323.15	29183.34	84506.49	67.50	4669.87	89243.86	7628.31	96872.17
<b>E</b>	<b>Total Cooperative</b>	<b>31</b>	<b>55323.15</b>	<b>29183.34</b>	<b>84506.49</b>	<b>67.50</b>	<b>4669.87</b>	<b>89243.86</b>	<b>7628.31</b>	<b>96872.17</b>
<b>F</b>	<b>Total (C+D+E)</b>	<b>261</b>	<b>269600.35</b>	<b>163349.42</b>	<b>432949.77</b>	<b>109635.57</b>	<b>43502.88</b>	<b>586088.22</b>	<b>13415.16</b>	<b>599503.38</b>
25	Nainital Bank	17	15192.93	10412.17	25605.10	10466.57	2924.69	38996.36	397.78	39394.14
26	Axis Bank	9	10034.22	7624.51	17658.73	4356.09	1446.95	23461.77	192.02	23653.79
27	ICICI bank	8	2055.39	1674.54	3729.93	1272.51	908.88	5911.32	171.38	6082.70
28	HDFC Bank	10	5396.46	6882.62	12279.08	1433.71	735.48	14448.27	113.42	14561.69
29	The J & K Bank	0	0.00	0.00	0.00	0.00	0.00	0.00	0.00	0.00
30	Fedral Bank Ltd	0	0.00	0.00	0.00	0.00	0.00	0.00	0.00	0.00
31	IndusInd Bank	0	156.00	133.00	289.00	118.13	54.31	461.44	3.02	464.46
32	The Karnataka bank	1	172.00	107.00	279.00	128.13	54.31	461.44	3.02	464.46
33	The South Indian Bank Ltd	0	0.00	0.00	0.00	0.00	0.00	0.00	0.00	0.00
34	Standard Chartered Bank	0	0.00	0.00	0.00	0.00		0.00		0.00
35	Yes Bank	3	507.44	381.72	889.16	323.07	193.11	1405.34	104.09	1509.43
36	Kotak Mahinda	4	1710.00	1559.00	3269.00	642.86	346.98	4258.84	21.93	4280.77
37	Bandhan Bank	6	36.00	60.00	96.00	23.29	13.18	132.47	1.00	133.47
<b>G</b>	<b>Total Private Bank</b>	<b>58</b>	<b>35260.44</b>	<b>28834.56</b>	<b>64095.00</b>	<b>18764.36</b>	<b>6677.89</b>	<b>89537.25</b>	<b>1007.66</b>	<b>90544.91</b>
<b>H</b>	<b>Total All Bank (F+G)</b>	<b>319</b>	<b>304860.79</b>	<b>192183.98</b>	<b>497044.77</b>	<b>128399.93</b>	<b>50180.77</b>	<b>675625.47</b>	<b>14422.82</b>	<b>690048.29</b>

# ANNUAL CREDIT PLAN 2017-18

## UTTARAKHAND STATE

(Rs. In lacs)

S.No.	Name of the Bank	No. of Brs.	FARM SECTOR			NON- FARM SECTOR	OTHER PRIORITY	TOTAL	NON PRIORITY SECTOR	TOTAL
			CROP	TERM	TOTAL					
			TARGETS			TARGETS	TARGETS	TARGETS	TARGETS	TARGETS
1	State Bank of India	443	145000.00	60300.00	205300.00	120467.47	89700.66	415468.14	54752.39	470220.53
2	Punjab National Bank	249	84100.00	36500.00	120600.00	75791.97	42710.08	239102.05	36400.82	275502.87
3	Bank of Baroda	122	51600.00	34400.00	86000.00	52227.80	21758.11	159985.91	29365.62	189351.53
<b>A</b>	<b>Total Lead Banks</b>	<b>814</b>	<b>280700.00</b>	<b>131200.00</b>	<b>411900.01</b>	<b>248487.25</b>	<b>154168.85</b>	<b>814556.10</b>	<b>120518.82</b>	<b>935074.92</b>
4	Oriental Bank of Comm.	78	30700.00	15400.00	46100.01	21871.73	19503.31	87475.04	7460.97	94936.01
5	Union Bank of India	85	16000.00	9900.00	25900.00	27483.79	19295.95	72679.73	5909.76	78589.49
6	Canara Bank	84	9200.00	7000.00	16200.00	44171.12	13240.89	73612.01	7551.15	81163.16
7	Central Bank of India	41	6200.00	3200.00	9400.00	20898.11	9996.17	40294.28	4295.19	44589.47
8	Punjab & Sind Bank	44	8700.00	4500.00	13200.00	8914.23	8828.65	30942.89	2989.71	33932.60
9	Allahabad Bank	42	11000.00	7100.00	18100.00	12075.86	10261.50	40437.36	4119.22	44556.58
10	UCO Bank	57	9800.00	7300.00	17100.00	5814.39	5748.04	28662.43	2104.78	30767.21
11	Indian Overseas Bank	47	15200.00	3100.00	18300.00	9776.75	10535.39	38612.14	4100.39	42712.53
12	Bank of India	35	3900.00	3400.00	7299.99	6598.76	6593.18	20491.93	2753.28	23245.21
13	Syndicate Bank	51	2300.00	1400.00	3700.00	3505.82	6885.02	14090.85	3877.26	17968.10
14	Vijaya Bank	13	500.00	500.00	1000.00	2983.01	1968.27	5951.27	1227.82	7179.09
15	Corporation Bank	27	3200.00	2400.00	5599.99	2938.30	2419.31	10957.61	1247.94	12205.54
16	Andhra bank	15	900.00	900.00	1800.00	2381.07	2258.52	6439.60	903.23	7342.83
17	Indian Bank	12	1800.00	700.00	2500.01	2699.33	2440.12	7639.45	1858.90	9498.36
18	United Bank of India	8	600.00	500.00	1100.00	3066.80	1447.37	5614.17	892.47	6506.64
19	Bank of Maharashtra	5	500.00	700.00	1200.00	1302.79	1360.85	3863.64	909.16	4772.80
20	Dena Bank	18	1300.00	1200.00	2500.00	1856.09	1555.97	5912.06	934.64	6846.70
21	IDBI Bank	31	2500.00	1600.00	4100.00	3450.89	3136.15	10687.04	1845.42	12532.46
<b>B</b>	<b>Total Non-Lead Banks</b>	<b>693</b>	<b>124300.00</b>	<b>70800.00</b>	<b>195100.00</b>	<b>181788.83</b>	<b>127474.66</b>	<b>504363.48</b>	<b>54981.30</b>	<b>559344.78</b>
<b>C</b>	<b>Total N. Banks (A + B)</b>	<b>1507</b>	<b>405000.00</b>	<b>202000.00</b>	<b>607000.00</b>	<b>430276.08</b>	<b>281643.50</b>	<b>1318919.59</b>	<b>175500.12</b>	<b>1494419.71</b>
22	Uttarakhand G.B	286	48800.00	27600.00	76400.01	18964.59	27506.29	122870.88	12655.73	135526.61
23	U.P. Gramin Bank	1	1000.00	100.00	1100.00	50.00	100.00	1250.00	25.00	1275.00
<b>D</b>	<b>Total R.R.B.</b>	<b>287</b>	<b>49800.00</b>	<b>27700.00</b>	<b>77500.01</b>	<b>19014.59</b>	<b>27606.29</b>	<b>124120.88</b>	<b>12680.73</b>	<b>136801.61</b>
24	Co-operative Bank	270	151400.00	58600.00	210000.00	8288.83	45365.06	263653.89	25100.22	288754.12
<b>E</b>	<b>Total Cooperative</b>	<b>270</b>	<b>151400.00</b>	<b>58600.00</b>	<b>210000.00</b>	<b>8288.83</b>	<b>45365.06</b>	<b>263653.89</b>	<b>25100.22</b>	<b>288754.12</b>
<b>F</b>	<b>Total (C+D+E)</b>	<b>2064</b>	<b>606200.01</b>	<b>288300.00</b>	<b>894500.01</b>	<b>457579.50</b>	<b>354614.85</b>	<b>1706694.36</b>	<b>213281.08</b>	<b>1919975.43</b>
25	Nainital Bank	73	20400.00	13600.00	33999.99	18577.02	11048.22	63625.23	3686.66	67311.89
26	Axis Bank	32	12700.00	8300.00	21000.00	6077.76	3987.19	31064.94	1448.68	32513.62
27	ICICI bank	33	3400.00	2200.00	5600.00	4228.57	3950.69	13779.26	2262.97	16042.23
28	HDFC Bank	30	6600.00	7400.00	14000.01	4471.12	2680.87	21151.99	926.92	22078.91
29	The J & K Bank	1	25.00	39.00	64.00	140.00	86.00	290.00	82.00	372.00
30	Fedral Bank Ltd	1	28.00	43.00	71.00	120.00	77.00	268.00	73.00	341.00
31	IndusInd Bank	1	200.00	200.00	400.00	255.13	126.31	781.44	91.02	872.46
32	The Karnataka bank	4	300.00	200.00	500.00	641.13	755.31	1896.44	991.02	2887.46
33	The South Indian Bank Ltd	1	28.00	42.00	70.00	68.00	43.00	181.00	75.00	256.00
34	Standard Chartered Bank	1	0.00	0.00	0.00	54.00	31.00	85.00	42.00	127.00
35	Yes Bank	10	700.00	500.00	1200.00	651.33	310.06	2161.40	198.02	2359.41
36	Kotak Mahinda	8	1758.16	1630.00	3388.16	775.86	367.98	4532.00	52.93	4584.93
37	Bandhan Bank	10	112.00	60.00	172.00	141.29	56.18	368.47	2.00	370.47
<b>G</b>	<b>Total Private Bank</b>	<b>205</b>	<b>46251.16</b>	<b>34214.00</b>	<b>80465.16</b>	<b>36201.21</b>	<b>23519.81</b>	<b>140185.18</b>	<b>9932.21</b>	<b>150117.39</b>
<b>H</b>	<b>Total All Bank (F+G)</b>	<b>2269</b>	<b>652451.17</b>	<b>322514.00</b>	<b>974965.17</b>	<b>493780.71</b>	<b>378134.66</b>	<b>1846879.54</b>	<b>223213.28</b>	<b>2070092.82</b>